



Where America Stands

2024 SURVEY RESULTS

Americans overwhelmingly recognize and value the First Amendment, but worrisome trends show gaps in understanding and appreciation of its freedoms of religion, speech, press, assembly and petition.

The First Amendment: Where America Stands is an annual survey conducted by Freedom Forum to grasp Americans' knowledge, understanding and perspectives on the First Amendment. This year, Freedom Forum surveyed 820 Americans in July and August to both test understanding of and measure affinity for the freedoms guaranteed by the First Amendment. Analyzing many of the same questions Freedom Forum has asked for years, we can understand not only what Americans know and think about the First Amendment, but also measure trends—in how those metrics are changing

Freedom Forum has been devoted to fostering First Amendment freedoms for all since 1991.



THE FIRST AMENDMENT

Congress shall make no law respecting an establishment of religion, or prohibiting the free exercise thereof; or abridging the freedom of speech, or of the press; or the right of the people peaceably to assemble and to petition the Government for a redress of grievances.



Executive Summary

In 2024, heading into a tightly contested election, Americans are overwhelmingly unified in their awareness of the First Amendment, including a majority who say it is a relevant issue for them as they head to the polls in November.

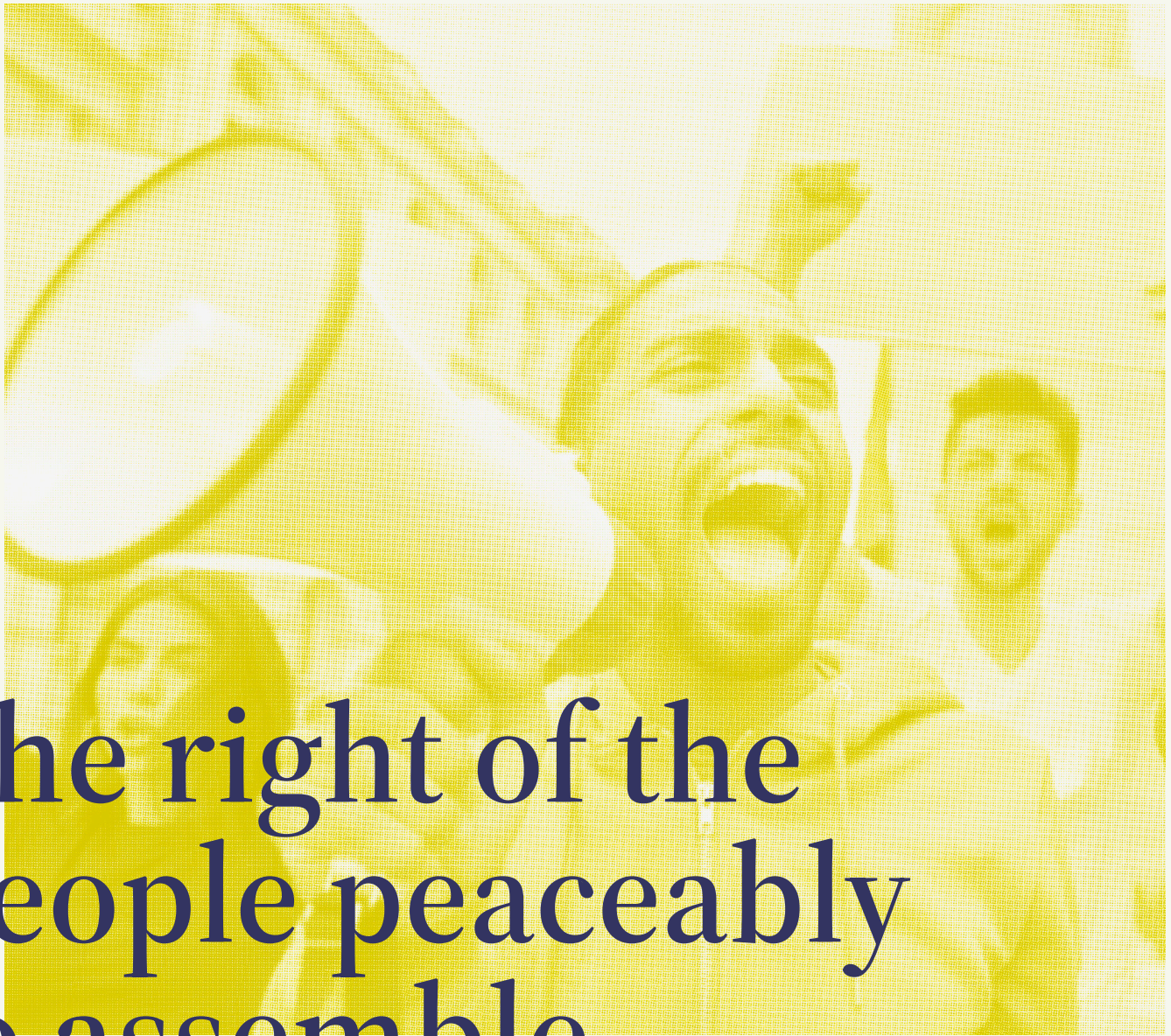
*...a law
...of
...of
...exercise thereof
...freedom of spe
...or the
...peaceable
...petition
...redress*



However, there are indications that support for the First Amendment is declining.

Fewer Americans say they would ratify the First Amendment today if it were up to them, down five points from four years ago. Moreover, Americans are 15% less likely to be able to identify freedom of religion and the press as rights within the First Amendment, and the number that said the five freedoms within the First Amendment are essential decreased from 41% to 34% in that time. And there are indications that generationally, younger Americans have a declining affinity for the First Amendment.





The right of the people peaceably to assemble.

Campus protests in 2024 seem to have complicated Americans' views on the First Amendment and freedom of assembly.

Six in 10 Americans (61%) agree that college campuses should foster a free exchange of ideas, even if they are offensive to some. This is a decrease from 69% just last year. Interestingly, Gen Z participants are less likely to agree with that statement than other generations.

72%


Nearly three-quarters of Americans (72%) feel that a peaceful protest is fine, but encampments and taking over campus buildings goes too far.

Top Line Numbers



Nine in ten Americans say they believe The First Amendment is vital (93%).

Baby boomers, white respondents and those with incomes between \$60K and \$100K hold this belief higher compared to Gen Y, respondents of color and people with incomes either under \$60K or over \$100K.



Just over three-quarters of respondents strongly or somewhat agree that they *understand how the First Amendment affects their everyday life* (77%).

- Gen X and boomers agree more than younger respondents.
- Those with income below \$60k are less likely to agree than those with income over \$60k.

(96%) Overwhelmingly, Americans say they're aware of the First Amendment

Nearly two-thirds (63%) of Americans believe that the First Amendment should never be changed.

This is most true among men, baby boomers and white respondents.



Despite strong claims of awareness and understanding of the First Amendment, **less than half of Americans can correctly identify all five freedoms**. Nearly three in ten say public schools should be required to post the Ten Commandment on classroom walls—which is already the subject of a federal court case. More than a third say preventing hate speech is more important than protecting free speech—though hate speech is protected by the First Amendment.

Trends

An increasing number of Americans (over six in ten) in 2024 believe the First Amendment shouldn't be changed. This is up by ten percentage points since four years ago, when only five in ten said so.

While an overwhelming majority (96%) of Americans can correctly identify at least one right guaranteed by the First Amendment—indicating that basic First Amendment literacy is strong, this number is slightly down from 98% in 2020, and Americans' ability to correctly identify specific freedoms (particularly religion and the press) has declined in the past four years.

Worryingly, a declining share of Americans say they would ratify the First Amendment today if it were up to them. (58% today, down from 63% four years ago).

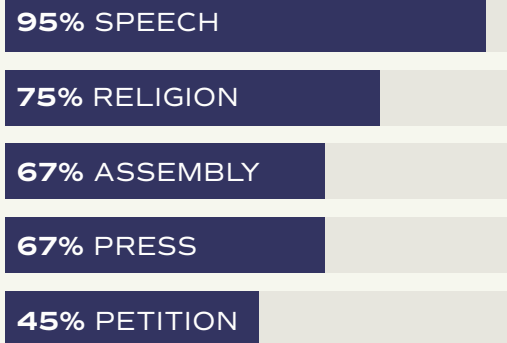


The First Amendment Matters in the 2024 Election

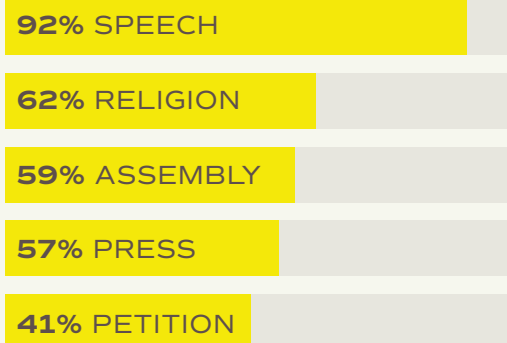
The First Amendment looms large in Americans' minds as they consider the 2024 election, even as worrying trends indicate waning literacy and appreciation for the freedoms of religion, speech, press, assembly and petition.

Percentage of respondents who correctly identified the freedoms of the First Amendment.

2020 RESULTS (AIDED)



2024 RESULTS (AIDED)



2024 Election and the First Amendment



More than half of Americans say their concerns over the First Amendment will impact how they vote this November.

Americans in the Northeast are more likely (at 60%) to say the First Amendment is relevant to their decision this fall than those in the Midwest (49%).

While the First Amendment is on most Americans' minds as they head to the polls, their attitudes and perceptions of the candidates with respect to First Amendment rights are as divided as with any issue.

Just shy of one-half of Americans (49%) consider Donald Trump to be either “a strong threat” or “somewhat of a threat” to the First Amendment, as compared to 37% who consider Kamala Harris to be either “a strong threat” or “somewhat of a threat” to their First Amendment freedoms.

About one-third (36%) of Americans consider Trump to be a “protector” of First Amendment freedoms, compared to 42% who view Harris that way.

Percentage of respondents who consider the candidate **as a threat** to the First Amendment.

49% TRUMP

37% HARRIS

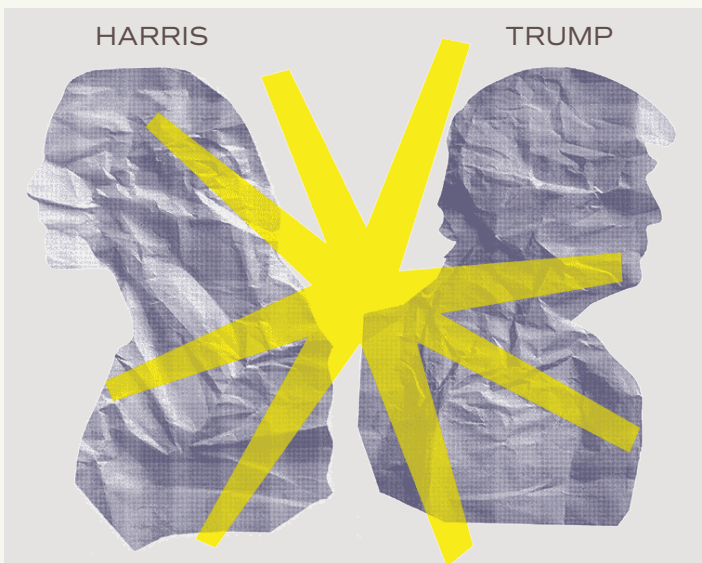
Percentage of respondents who consider the candidate **as a protector** of the First Amendment.

36% TRUMP

42% HARRIS

*See Appendix III for full report

2024 Election and the First Amendment



Americans further stand divided on their perception of the candidates and First Amendment rights by age, region, race and income.

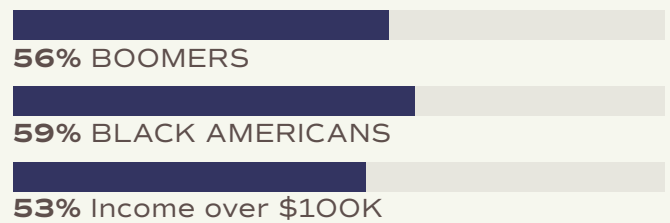
Americans in the Northeast are more likely to view Trump as a threat to First Amendment rights than those in the South, while perceptions about Harris are considerably more consistent regionally.

Baby boomers are more likely than younger generations to perceive Trump as a threat to the First Amendment.

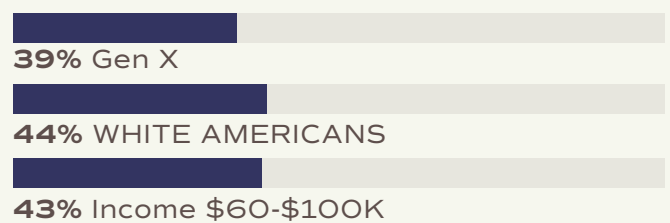
Black respondents are more likely than other Americans to perceive Trump as

a threat to the First Amendment, while white respondents are more likely than other races to consider Harris a threat to the First Amendment.

Percentage of respondents who consider **Trump as a threat** to the First Amendment.



Percentage of respondents who consider **Harris as a threat** to the First Amendment.



While middle-income Americans (\$60K-\$100K) are the most likely income segment to perceive Harris as a threat to the First Amendment, affluent Americans (income over \$100K) are the most likely to perceive Trump as a First Amendment threat.

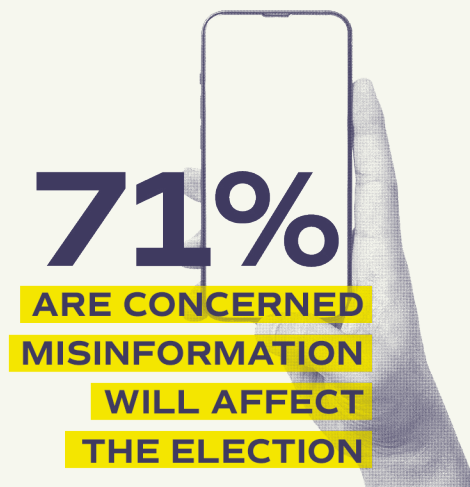
Misinformation and the Press

More than 70% of Americans say they're extremely or moderately concerned about misinformation in the 2024 election.

Generationally, baby boomers stand out as the most concerned about misinformation, though at least 66% of every generation reported concern over misinformation.

Americans are divided over the issue of how to address election-related deepfakes. One-third would support requiring notices identifying deepfakes, 29% would support banning election-related deepfake videos altogether, and 23% say nothing should be done.

Most Americans (56%) continue to believe that it's important for the news media to be a watchdog on government. Fewer (41%) believe that the news media can help ensure a fair election, while 30% say it cannot and nearly as many aren't sure.



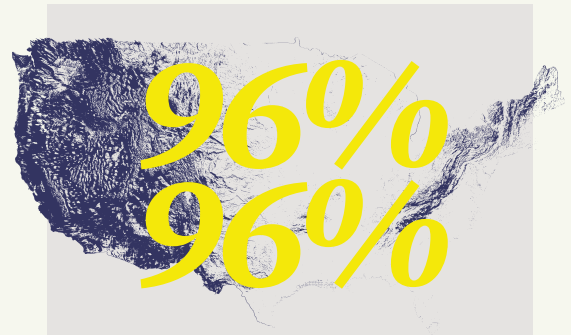
Worrisome Trends

Freedom Forum has been tracking Americans' relationship with the First Amendment for decades. Americans are as aware as ever that the First Amendment exists, with 96% saying they have heard of the First Amendment. The ability to correctly name at least one of the rights guaranteed by the First Amendment) is also holding steady at approximately 96%.

It's encouraging that Americans are aware of the First Amendment and are thinking about it as they head to the polls. However, worrying trends are emerging in the data as well:

Americans are less likely to identify freedom of religion and freedom of press as rights guaranteed by the First Amendment.

- Americans' ability to correctly identify freedom of religion as a freedom protected by the First Amendment dropped in 2024 to 62%, a 17% decline from 2020 numbers.
- Similarly, Americans' recognition of freedom of the press as a First Amendment right dropped 15% to 57% in 2024.
- Americans' correct recognition of all five freedoms has declined in the past four years, and recognition of freedom of petition remains in the minority at 41%.



96% of Americans say they have heard of the First Amendment.

And 96% of Americans can correctly name at least one of the rights guaranteed by the First Amendment (Aided).

Worrisome Trends (Continued)

While Americans are holding steady at about 93% saying the First Amendment is vital, a declining share feel that all five First Amendment freedoms are essential. Today, one-third (34%) of the country says all are equally essential, down from 41% four years ago.

Concerning rifts are growing in the country as appreciation for First Amendment freedoms—historically a national unifier—is increasingly segmented by age, race, and class.

Baby boomers, white respondents and those with moderate incomes (between \$60k and \$100k) are all statistically more likely to say that the First Amendment is vital compared to Gen Y, respondents of color and those with both higher and lower incomes.

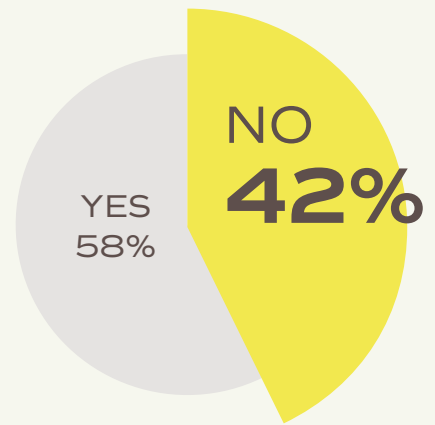
Also concerning: Generationally, Americans are becoming more likely to agree with the statement, “The First Amendment goes too far in the rights it guarantees.” Only 10% of baby boomers agree, as compared to 17% of millennials. Millennials also stand out as being statistically more likely than both boomers and Gen X to agree with the statement, “The First Amendment goes too far and should be amended.”

More than a third of Americans say that preventing hate speech is more important than preserving free speech. Four in ten say such speech should not be protected.

Furthermore, a declining share of Americans say they would ratify the First Amendment today if it were up to them. Only 58% of the country says they would approve the First Amendment today, down from 63% four years ago.

While not strictly a First Amendment issue, most Americans say they don’t feel they can speak freely about controversial topics, for fear of job loss, a violent response, perceptions about them or tensions with friends and family.

The First Amendment protects hate speech. Should it?



More than a third (42%) of Americans feel hate speech should not be protected.

Campus Speech and Assembly

Campus protests in 2024 seem to have complicated Americans' views on the First Amendment and freedom of assembly.

- Nearly three-quarters of Americans (72%) feel that a peaceful protest is fine, but encampments taking over campus buildings goes too far.
- Nearly half (49%) say campuses need to crack down on protests because they undermine education and make students feel unsafe, but 21% disagree and 30% weren't sure.
- Though not specific to campus protests, half (51%) say that organizers of a protest or demonstration should be held liable if violence occurs, regardless of who caused the violence.
- Six in 10 Americans (61%) agree that college campuses should foster a free exchange of ideas, even if they are offensive to some. This is a significant decrease from 66% just last year. Gen Z participants continue to agree with this statement at a significantly lower rate than other generations.
- Interestingly, the topic of campus protest may have raised (some) literacy around First Amendment issues. Nearly half (45%) realize the First Amendment treats public and private universities differently, as compared to only 23% who understand that the First Amendment doesn't apply to private workplaces.



Religion in Public Life

Religion is consistently the second-most known and valued among First Amendment freedoms, after freedom of speech. Among First Amendment freedoms, 13% say religion is most essential, consistent with results dating to 2020.

Awareness of each freedom, including religion, has decreased since 2020, with 62% able to identify religion from a list compared to 75% in 2020.

Fewer Americans (21%) say they do not feel they can speak freely about religion compared to higher proportions who say they cannot openly discuss gender (27%), abortion (24%) or race (23%).

Just over half of Americans (54%) say that Christian values should not get more protection than other faiths. About three in 10 (27%) weren't sure, and 18% said Christian values should be more protected than other faiths. Baby boomers were least likely to say Christian values should be especially protected, as were white and Asian respondents.



Religion in Schools



When it comes to displaying the Ten Commandment in classrooms, 29% of Americans say public schools should be required to do so while 45% say they should not. (A new law in Louisiana requires the Commandments be displayed in classrooms). Asian respondents and higher-income respondents were least likely to agree with displaying the Ten Commandments in classrooms.

Half of Americans (51%) say that tax dollars should not fund religious schools, while 20% said religious schools should be publicly funded.

Social Media

Social media represents a complicated arena for free speech and is an area where Americans are most unaware of their First Amendment rights—and the most ready to give them up.



Notably, perspectives on social media and the First Amendment divide sharply by generation. Only 29% of Gen Z respondents say governments should have the power to ban individual social media platforms if they believe there is a threat to national security. The percentage of baby boomers who say so is nearly double that (57%).



**31%
AGREE**

About one-third (31%) agree that public school teachers should be punished for controversial posts on their personal social media accounts. 37% of respondents disagree and 32% don't know.



About half of Americans agree that:

- People under 16 should be restricted from social media access unless they have parental permission (54%).
- The government should have the power to ban individual social media platforms if they believe there is a threat to national security (46%).

2024 ▶

63%

62%

61%

60%

59%

58%

57%

56%

55%

2020 ▶

54%

Still There's Hope

An increasing number of Americans (63%) believe the First Amendment **should not be changed**.

This is up from 2020, when only five in ten Americans said so.



Appendix

- I. METHODOLOGY
- II. FIRST AMENDMENT AWARENESS AND BELIEFS
- III. FIRST AMENDMENT AND THE 2024 ELECTION
- IV. FREEDOM OF SPEECH
- V. FREEDOM OF RELIGION
- VI. FREEDOM OF PRESS
- VII. FREEDOM OF ASSEMBLY
- VIII. FREEDOM OF PETITION
- IX. DATA SUMMARY

Appendix I

METHODOLOGY

2024 Demographic Profile

Total Respondents

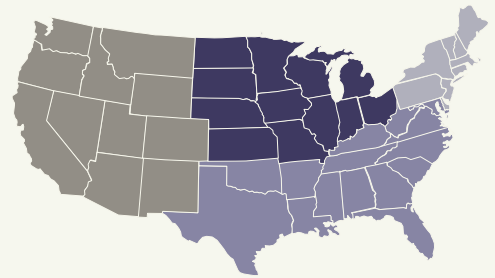
The primary objective for this research was to understand where America is in 2024 on key questions concerning the First Amendment.

- In 2024, the research was completed online with 820 respondents in the United States.
- Qualified respondents completed a 12-minute questionnaire.
- Data collection was conducted from July 29 - August 5, 2024.

All respondents met the following qualifications:

- Aged 16+
- Live in the U.S.

CENSUS REGION



WEST

25%

MIDWEST

21%

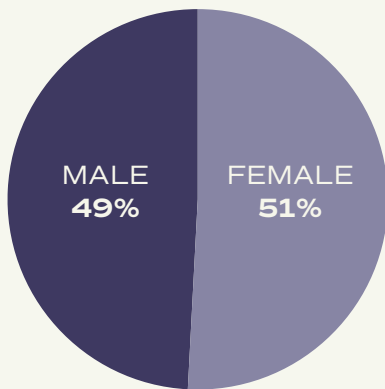
SOUTH

37%

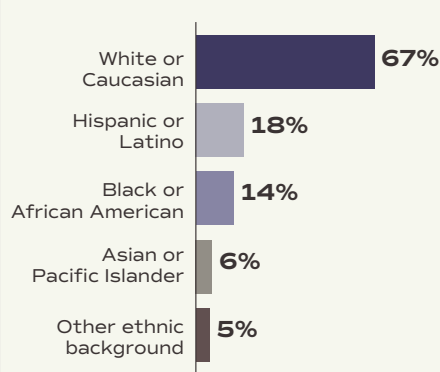
NORTHEAST

18%

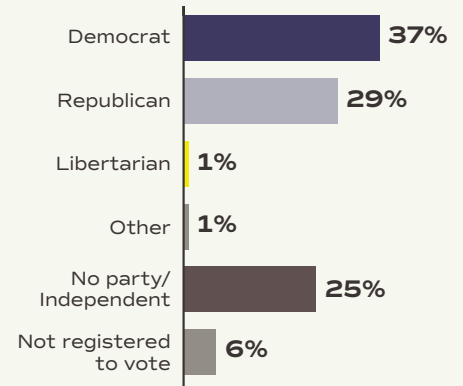
GENDER



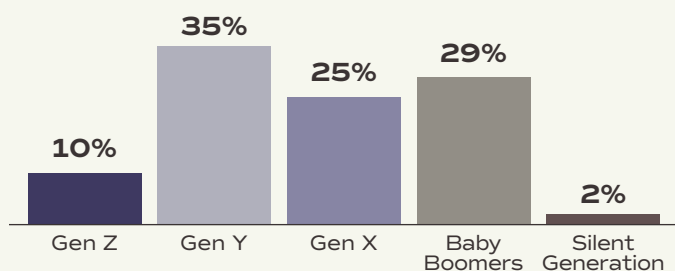
ETHNICITY



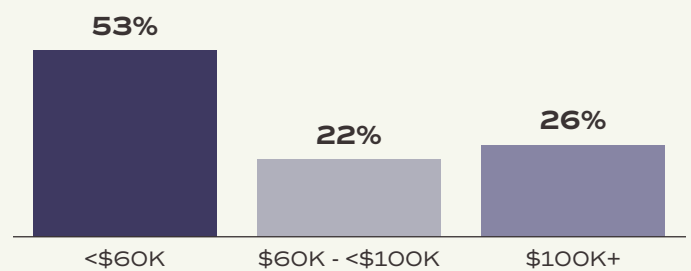
REGISTERED POLITICAL PARTY



AGE



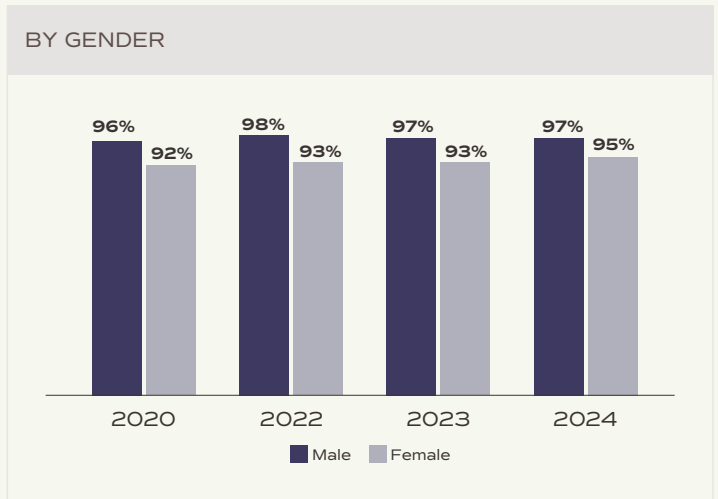
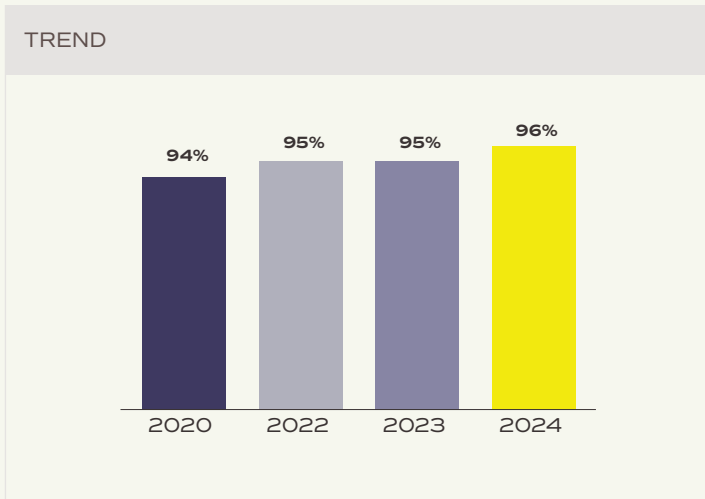
INCOME



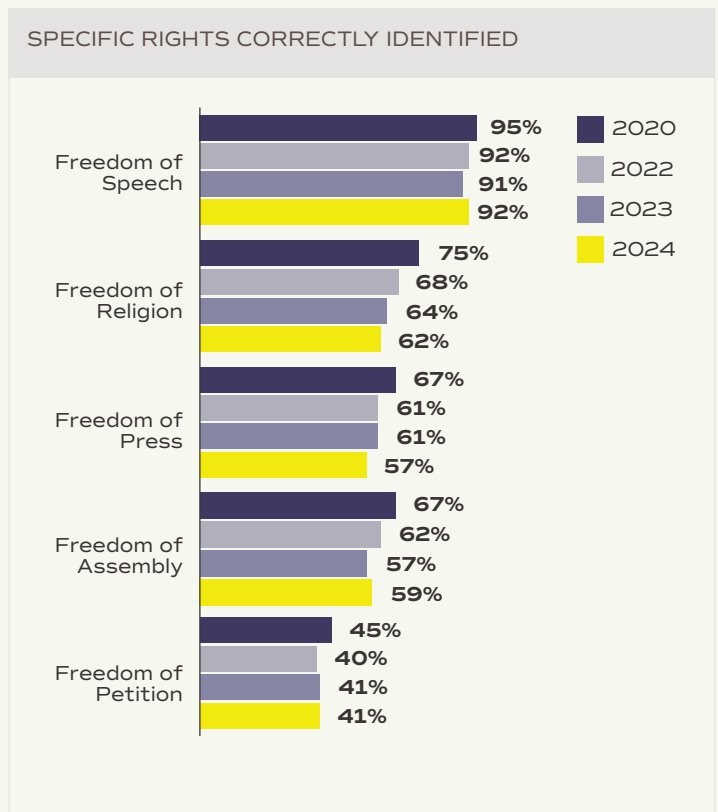
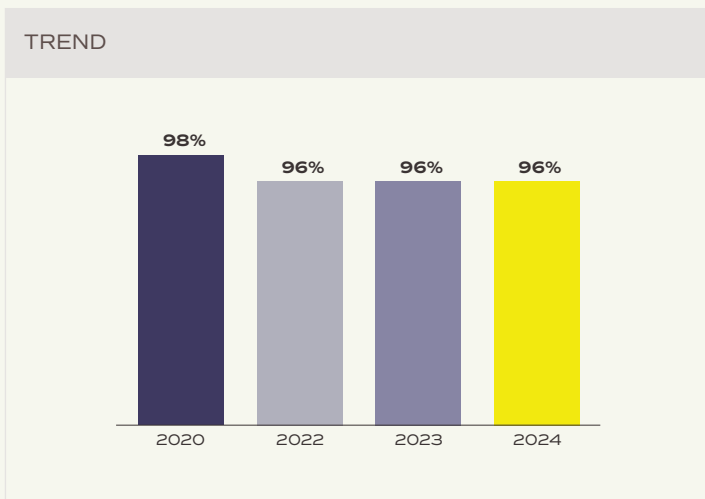
Appendix II

FIRST AMENDMENT AWARENESS AND BELIEFS

Have you heard of the First Amendment?



Can Correctly Identify at Least One Right Guaranteed by the First Amendment



Appendix II

FIRST AMENDMENT AWARENESS AND BELIEFS

First Amendment Rights Correctly Identified

By Gender and Age of Respondents

	Total	Male	Female	Gen Z	Gen Y	Gen X	Baby Boomer
Freedom of Speech	92%	94%	90%	91%	89%	93%	94%
Freedom of Religion	62%	62%	62%	60%	59%	62%	67%
Freedom of Assembly	59%	61%	57%	54%	56%	56%	65%
Freedom of Press	57%	57%	56%	60%	55%	62%	54%
Freedom of Petition	41%	43%	40%	45%	40%	42%	43%

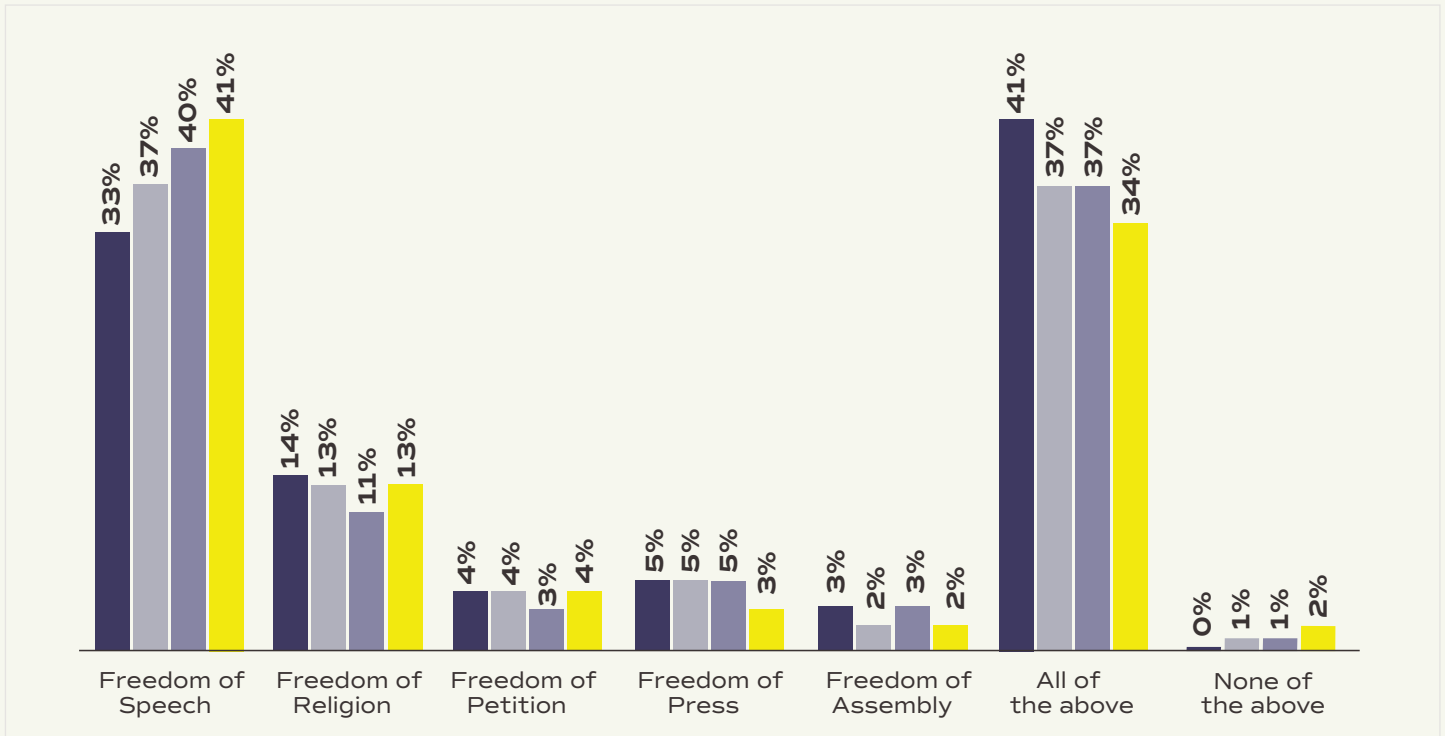
By Race/Ethnicity of Respondents

	Total	White	Black	Hispanic	Asian
Freedom of Speech	92%	93%	91%	86%	87%
Freedom of Religion	62%	63%	63%	56%	63%
Freedom of Assembly	59%	61%	55%	53%	50%
Freedom of Press	57%	56%	56%	56%	57%
Freedom of Petition	41%	41%	42%	39%	41%

Appendix II

FIRST AMENDMENT AWARENESS AND BELIEFS

Most Essential First Amendment Right



By Gender and Age of Respondents

	Total	Male	Female	Gen Z	Gen Y	Gen X	Baby Boomer
Freedom of Speech	41%	45%	37%	41%	45%	40%	38%
Freedom of Religion	13%	12%	14%	11%	13%	14%	13%
Freedom of Press	4%	5%	3%	9%	5%	3%	3%
Freedom of Petition	3%	3%	4%	2%	5%	4%	2%
Freedom of Assembly	2%	3%	2%	7%	2%	2%	1%
All of the above	34%	30%	37%	28%	27%	35%	42%
None of the above	2%	1%	2%	1%	3%	1%	1%

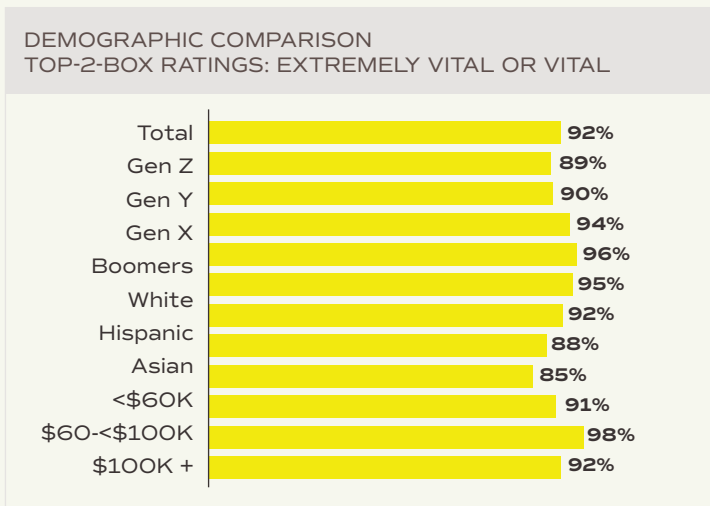
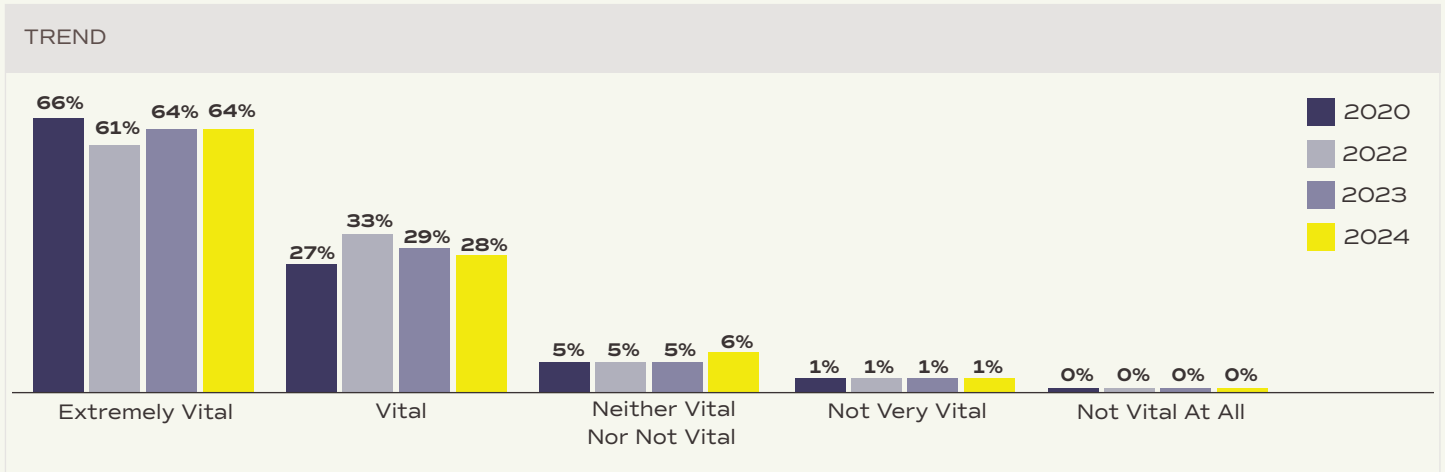
By Race/Ethnicity of Respondents

	Total	White	Black	Hispanic	Asian
Freedom of Speech	41%	40%	37%	48%	43%
Freedom of Religion	13%	14%	12%	12%	11%
Freedom of Press	4%	4%	5%	4%	7%
Freedom of Petition	3%	3%	8%	1%	2%
Freedom of Assembly	2%	3%	4%	2%	0%
All of the above	34%	36%	34%	29%	30%
None of the above	2%	1%	2%	3%	7%

Appendix II

FIRST AMENDMENT AWARENESS AND BELIEFS

How vital do you believe the First Amendment is to America?

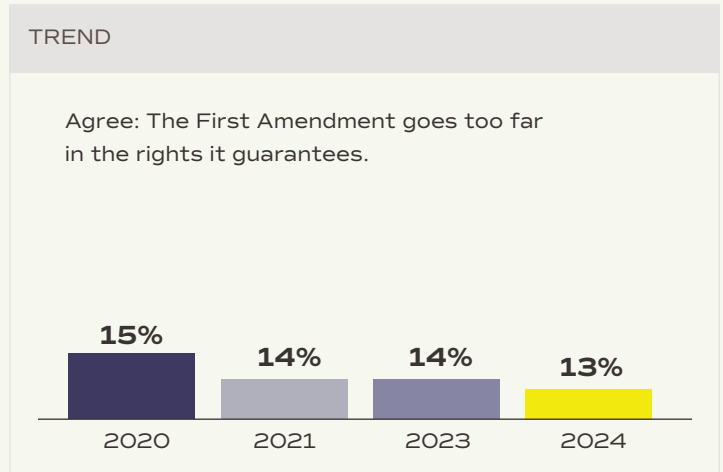
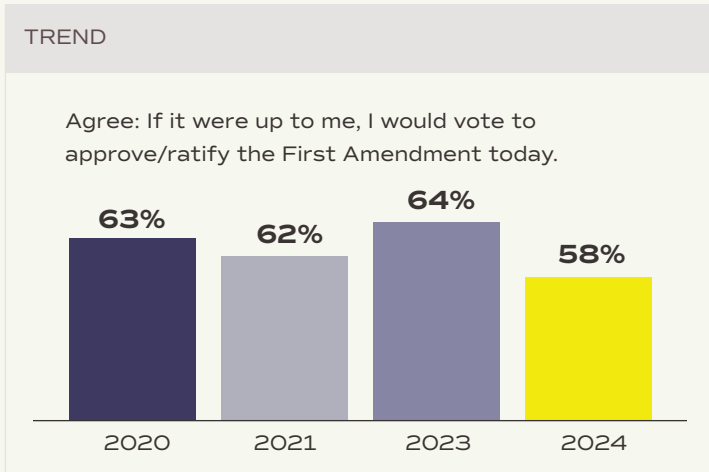


* Response percentages may not total 100% due to rounding.

Appendix II

FIRST AMENDMENT AWARENESS AND BELIEFS

Change/Ratify



By Gender and Age of Respondents

Top-2-Box Ratings: Strongly/Somewhat Agree	Total	Male	Female	Gen Z	Gen Y	Gen X	Baby Boomer
If it were up to me, I would vote to approve/ratify the First Amendment today	58%	63%	53%	61%	56%	54%	59%
The First Amendment goes too far in the rights it guarantees	13%	15%	12%	12%	17%	13%	10%

By Race/Ethnicity of Respondents

Top-2-Box Ratings: Strongly/Somewhat Agree	Total	White	Black	Hispanic	Asian
If it were up to me, I would vote to approve/ratify the First Amendment today	58%	63%	56%	44%	46%
The First Amendment goes too far in the rights it guarantees	13%	11%	16%	18%	22%

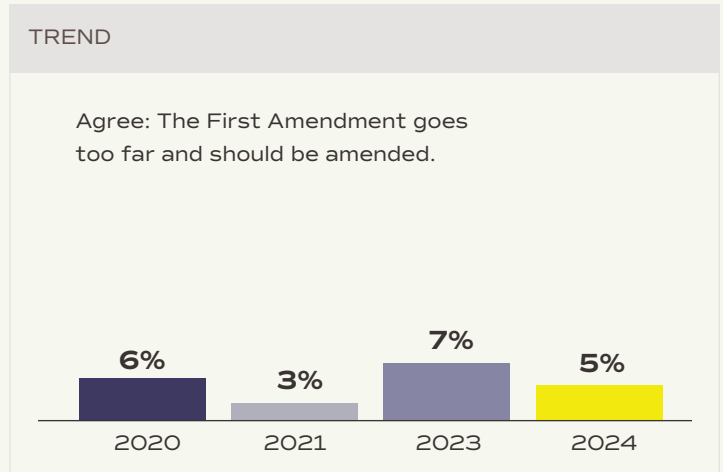
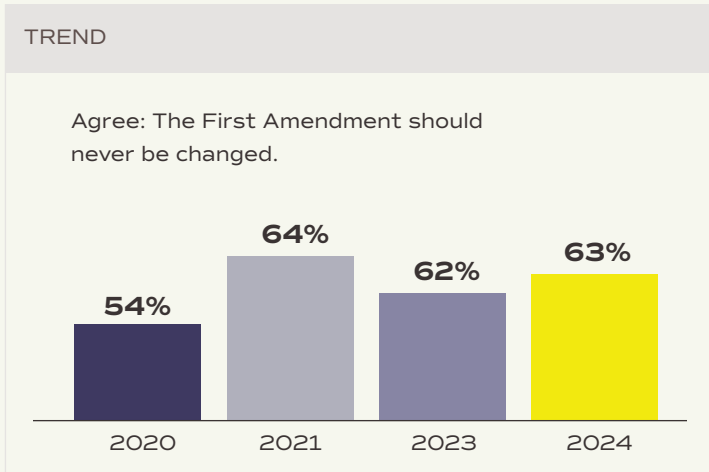
By Household Income of Respondents

Top-2-Box Ratings: Strongly/Somewhat Agree	Total	<\$60K	\$60K - <\$100K	\$100K+
If it were up to me, I would vote to approve/ratify the First Amendment today	58%	57%	53%	63%
The First Amendment goes too far in the rights it guarantees	13%	17%	10%	10%

Appendix II

FIRST AMENDMENT AWARENESS AND BELIEFS

Change/Ratify



By Gender and Age of Respondents

Top-2-Box Ratings: Strongly/Somewhat Agree	Total	Male	Female	Gen Z	Gen Y	Gen X	Baby Boomer
The First Amendment should never be changed	63%	68%	58%	57%	53%	62%	76%
The First Amendment goes too far and should be amended	5%	4%	5%	5%	7%	2%	3%

By Race/Ethnicity of Respondents

Top-2-Box Ratings: Strongly/Somewhat Agree	Total	White	Black	Hispanic	Asian
The First Amendment should never be changed	63%	71%	44%	57%	41%
The First Amendment goes too far and should be amended	5%	4%	7%	5%	2%

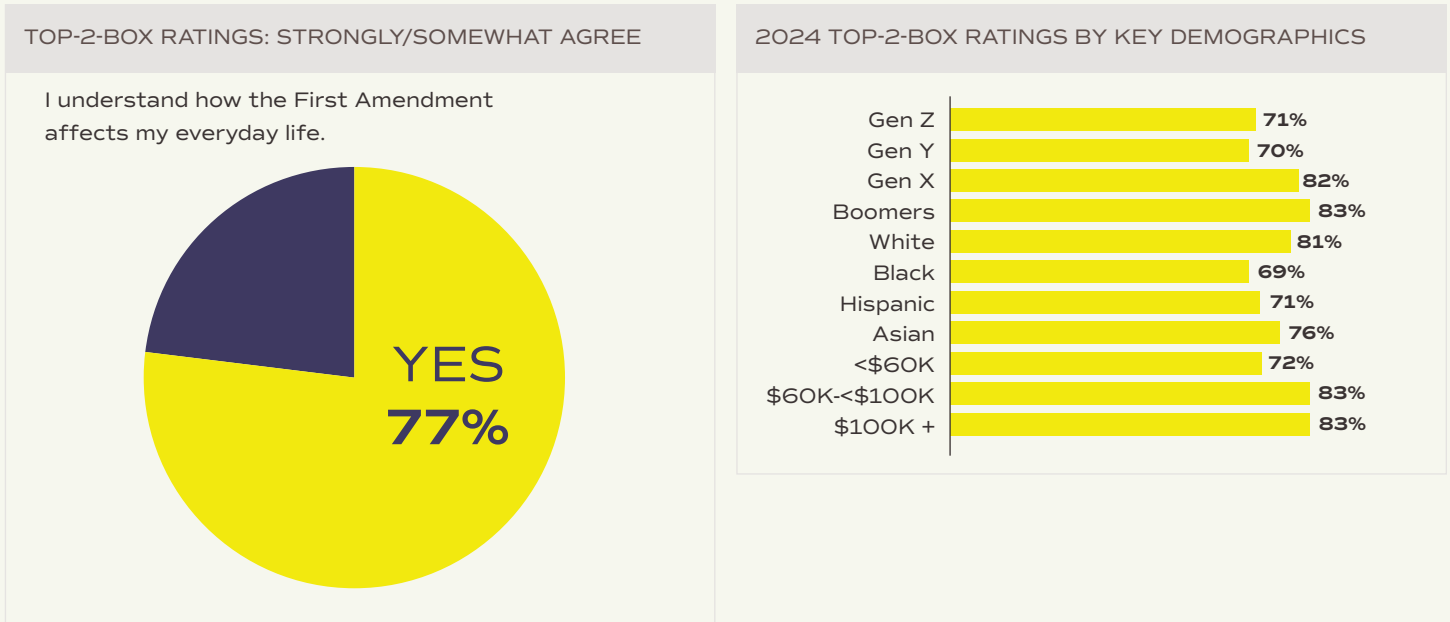
By Household Income of Respondents

Top-2-Box Ratings: Strongly/Somewhat Agree	Total	<\$60K	\$60K - <\$100K	\$100K+
The First Amendment should never be changed	63%	59%	69%	66%
The First Amendment goes too far and should be amended	5%	5%	2%	6%

Appendix II

FIRST AMENDMENT AWARENESS AND BELIEFS

Agreement Ratings



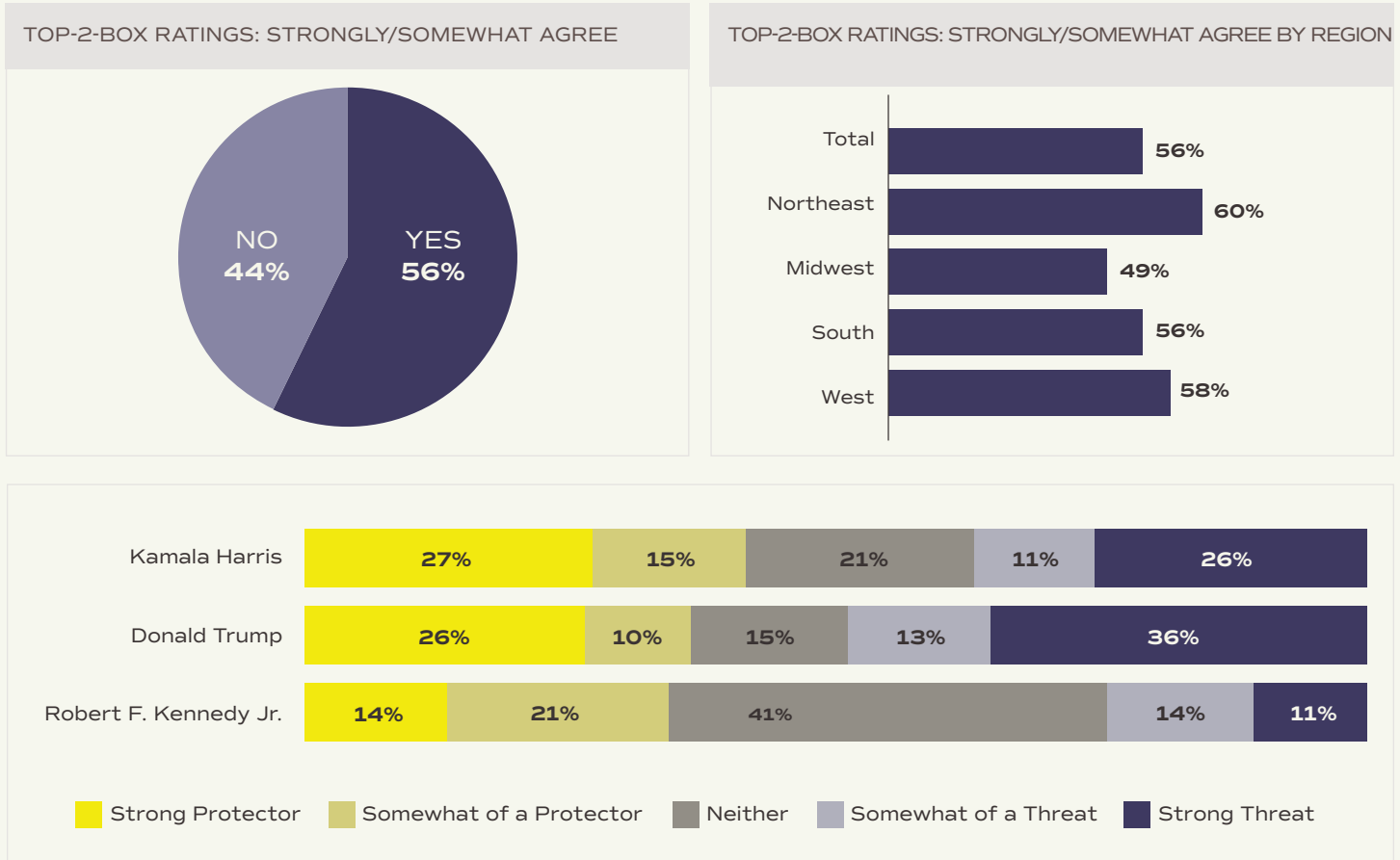
Statement True/False Ratings

True Statements Answered Correctly	2020	2022	2023	2024
The First Amendment applies to all levels of government: federal, state and local	93%	91%	91%	94%
College students have the right to protest invited guest speakers whose political message differs from their own personal views	82%	82%	86%	83%
Public schools have the right to impose a dress code on students	75%	74%	74%	70%
Elected officials may reference religious ideas and their personal religious beliefs while operating in their official capacity	67%	65%	64%	67%
Hate speech is protected by the First Amendment	57%	56%	59%	59%
The First Amendment protects the burning of the American flag	53%	56%	59%	57%
There are differences between public and private universities when it comes to First Amendment rights	n/a	n/a	n/a	45%
The First Amendment does not apply to private workplaces	26%	26%	24%	23%
False Statements Answered Correctly	2020	2022	2023	2024
The First Amendment does not apply to private workplaces	n/a	65%	68%	69%
School administrators can limit high school students' right to protest on public school grounds solely because the administration disagrees with the cause	56%	61%	59%	53%

Appendix III

FIRST AMENDMENT AND THE 2024 ELECTION

Will concerns about your First Amendment freedoms of religion, speech, press, assembly and petition affect the way you vote in this fall's election?



Appendix III

FIRST AMENDMENT AND THE 2024 ELECTION

Do you think each of the following candidates for president would be a threat to or protector of the First Amendment? (Somewhat/Strong Threat)

By Region of Respondents

	Total	Northeast	Midwest	South	West
Donald Trump	49%	54%	52%	44%	50%
Kamala Harris	37%	37%	37%	39%	34%
Robert F. Kennedy Jr.	24%	31%	26%	21%	23%

By Age of Respondents

	Total	Gen Z	Gen Y	Gen X	Baby Boomer
Donald Trump	49%	48%	47%	44%	56%
Kamala Harris	37%	29%	38%	39%	36%
Robert F. Kennedy Jr.	24%	18%	22%	21%	32%

By Race/Ethnicity of Respondents

	Total	White	Black	Hispanic	Asian
Donald Trump	49%	46%	59%	51%	46%
Kamala Harris	37%	44%	23%	28%	22%
Robert F. Kennedy Jr.	24%	25%	32%	20%	15%

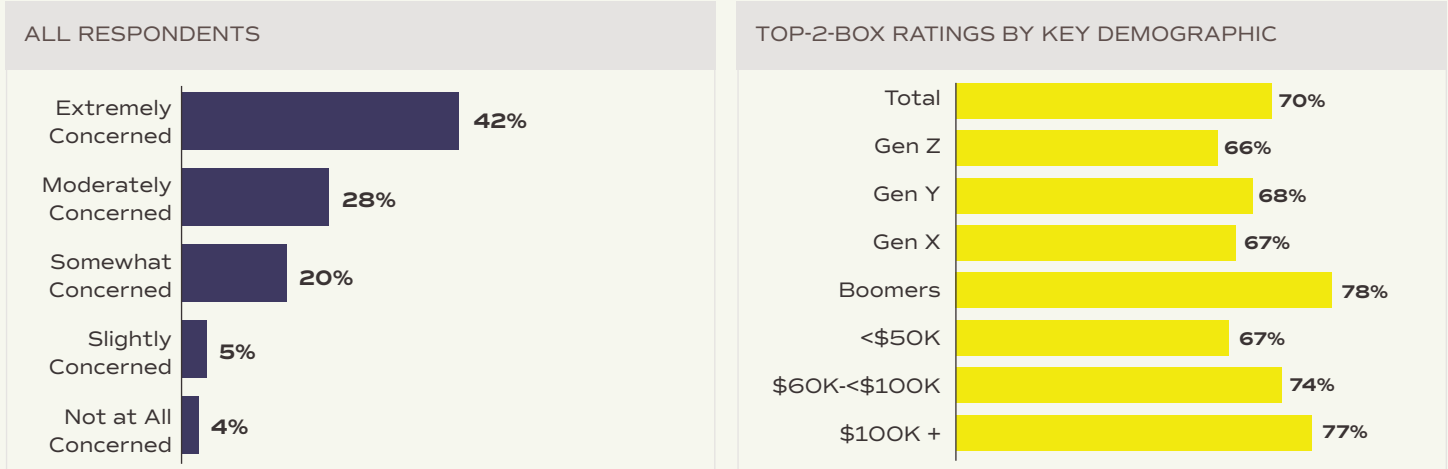
By Household Income of Respondents

	Total	<\$60K	<60K-<\$100K	\$100K+
Donald Trump	49%	47%	48%	53%
Kamala Harris	37%	35%	43%	36%
Robert F. Kennedy Jr.	24%	21%	27%	29%

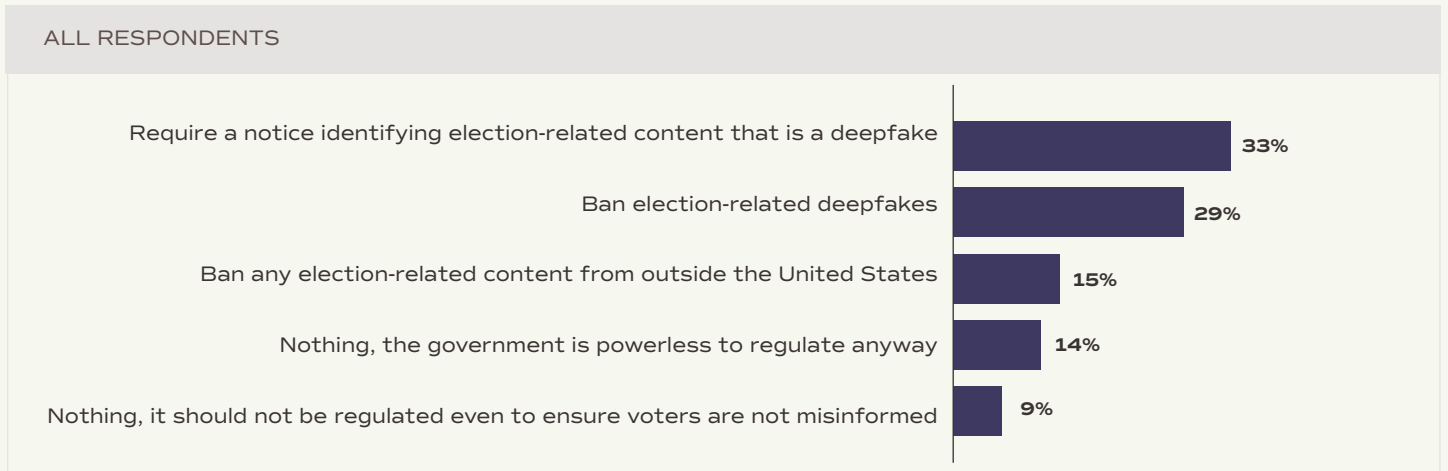
Appendix III

FIRST AMENDMENT AND THE 2024 ELECTION

How concerned are you that misinformation and intentional disinformation will affect the outcome of the upcoming election?



What should the government do to ensure that fake, manipulated, or computer-generated deepfake video and audio are not used to misinform voters?



Appendix III

FIRST AMENDMENT AND THE 2024 ELECTION

What should the government do to ensure that fake, manipulated, or computer-generated deepfake video and audio are not used to misinform voters?

By Region of Respondents	Total	Northeast	Midwest	South	West
Limitations (Net)	77%	78%	77%	76%	79%
Require a notice identifying election-related content that is a deepfake	33%	34%	28%	32%	39%
Ban election-related deepfakes	29%	31%	27%	29%	28%
Ban any election-related content from outside the United States	15%	13%	22%	15%	11%
No Limitations (Net)	23%	22%	23%	24%	21%
Nothing, the government is powerless to regulate it anyway	14%	15%	15%	13%	15%
Nothing, it should not be regulated even to ensure voters are not misinformed	9%	8%	8%	11%	6%

By Gender and Age of Respondents	Male	Female	Gen Z	Gen Y	Gen X	Baby Boomer
Limitations (Net)	72%	82%	67%	75%	77%	83%
Require a notice identifying election-related content that is a deepfake	33%	34%	39%	32%	35%	32%
Ban election-related deepfakes	26%	31%	21%	27%	29%	32%
Ban any election-related content from outside the United States	13%	17%	7%	16%	13%	19%
No Limitations (Net)	28%	18%	33%	25%	23%	17%
Nothing, the government is powerless to regulate it anyway	16%	12%	23%	15%	12%	12%
Nothing, it should not be regulated even to ensure voters are not misinformed	11%	6%	10%	10%	10%	5%

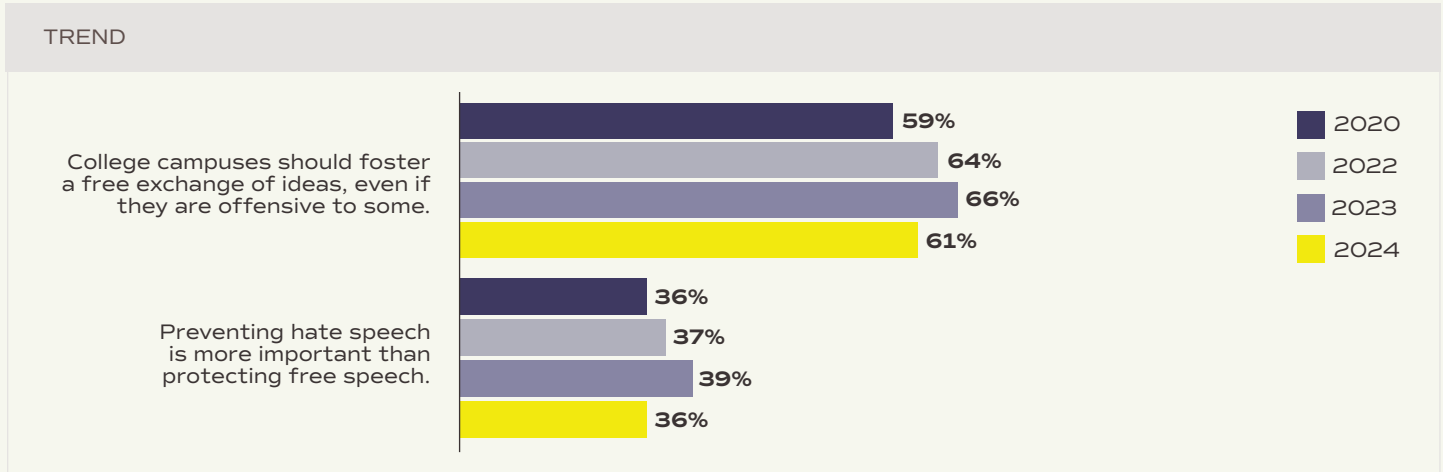
By Race/Ethnicity of Respondents	Total	White	Black	Hispanic	Asian
Limitations (Net)	77%	75%	77%	80%	89%
Require a notice identifying election-related content that is a deepfake	33%	32%	29%	36%	39%
Ban election-related deepfakes	29%	28%	32%	29%	37%
Ban any election-related content from outside the United States	15%	15%	16%	14%	13%
No Limitations (Net)	23%	25%	23%	20%	11%
Nothing, the government is powerless to regulate it anyway	14%	16%	14%	14%	4%
Nothing, it should not be regulated even to ensure voters are not misinformed	9%	9%	9%	7%	7%

Appendix IV

FREEDOM OF SPEECH

Freedom of Speech

(Top-2-Box Ratings: Strongly/Somewhat Agree)



By Gender of Respondents

Top-2-Box Ratings: Strongly/Somewhat Agree	Total	Male	Female
College campuses should foster a free exchange of ideas, even if they are offensive to some	61%	63%	58%
People under the age of 16 should be restricted from accessing social media without parental permission	54%	49%	58%
Campuses need to crack down on protests such as the Israel-Hamas war—they undermine the educational process and make students feel unsafe	49%	54%	45%
Governments should have the power to ban individual social media platforms if they believe there is a threat to national security	46%	46%	46%
I believe that the news media can help ensure a fair election	41%	45%	37%
Preventing hate speech is more important than protecting free speech	36%	33%	39%
Public school teachers should be able to be punished for controversial posts made to public social media from personal accounts	31%	32%	29%

Appendix IV

FREEDOM OF SPEECH

Freedom of Speech

By Age of Respondents

Top-2-Box Ratings: Strongly/Somewhat Agree	Total	Gen Z	Gen Y	Gen X	Baby Boomer
College campuses should foster a free exchange of ideas, even if they are offensive to some	61%	46%	60%	61%	63%
People under the age of 16 should be restricted from accessing social media without parental permission	54%	32%	55%	59%	55%
Campuses need to crack down on protests such as the Israel-Hamas war—they undermine the educational process and make students feel unsafe	49%	27%	45%	53%	58%
Governments should have the power to ban individual social media platforms if they believe there is a threat to national security	46%	29%	38%	50%	57%
I believe that the news media can help ensure a fair election	41%	35%	39%	46%	40%
Preventing hate speech is more important than protecting free speech	36%	27%	42%	31%	38%
Public school teachers should be able to be punished for controversial posts made to public social media from personal accounts	31%	26%	30%	35%	29%

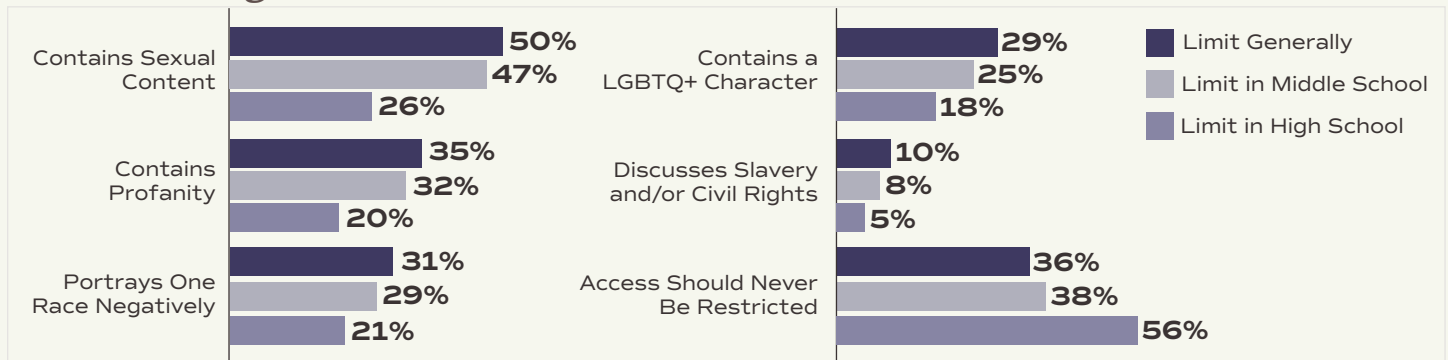
By Race/Ethnicity of Respondents

Top-2-Box Ratings: Strongly/Somewhat Agree	Total	White	Black	Hispanic	Asian
College campuses should foster a free exchange of ideas, even if they are offensive to some	61%	64%	54%	55%	52%
People under the age of 16 should be restricted from accessing social media without parental permission	54%	54%	49%	63%	39%
Campuses need to crack down on protests such as the Israel-Hamas war—they undermine the educational process and make students feel unsafe	49%	52%	38%	46%	46%
Governments should have the power to ban individual social media platforms if they believe there is a threat to national security	46%	48%	44%	46%	46%
I believe that the news media can help ensure a fair election	41%	40%	43%	41%	46%
Preventing hate speech is more important than protecting free speech	36%	32%	49%	39%	48%
Public school teachers should be able to be punished for controversial posts made to public social media from personal accounts	31%	29%	33%	35%	28%

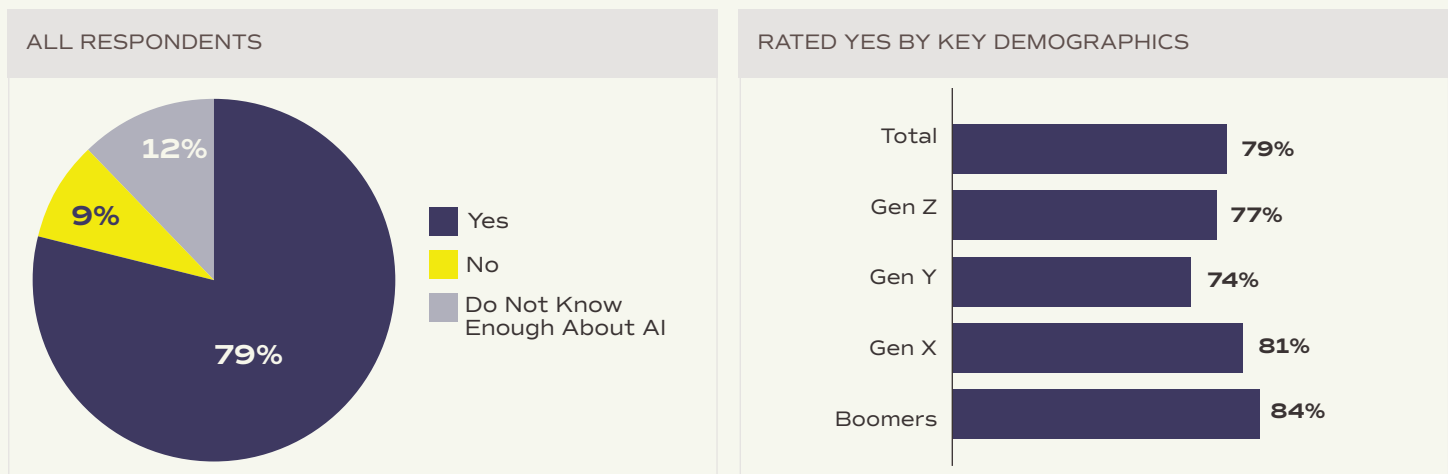
Appendix IV

FREEDOM OF SPEECH

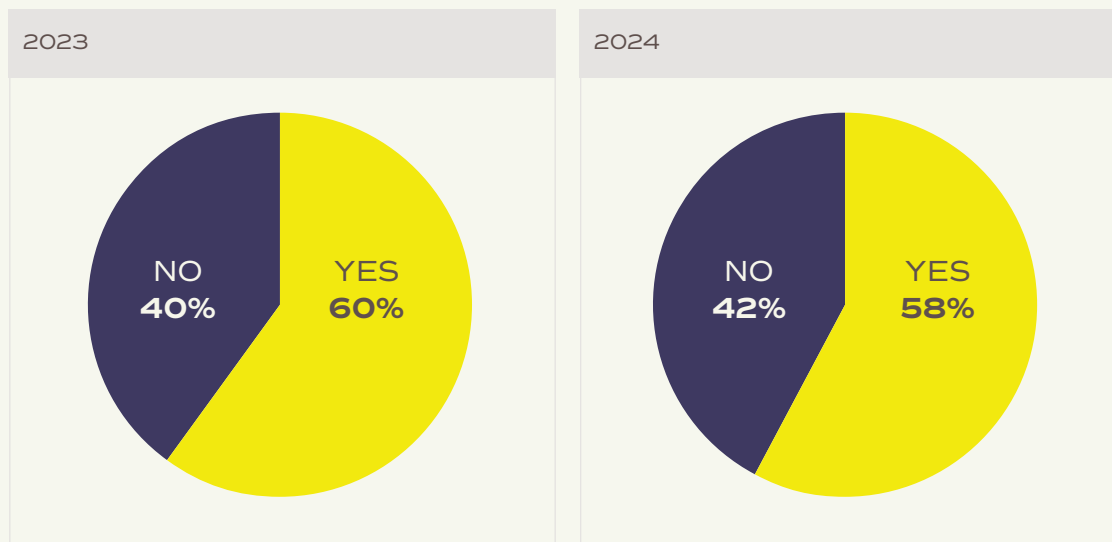
For which reasons, if any, should access to books be limited in middle school or high school classrooms or libraries?



Do you believe content generated using artificial intelligence (AI) should be required to have a label letting you know that this is how it was created?



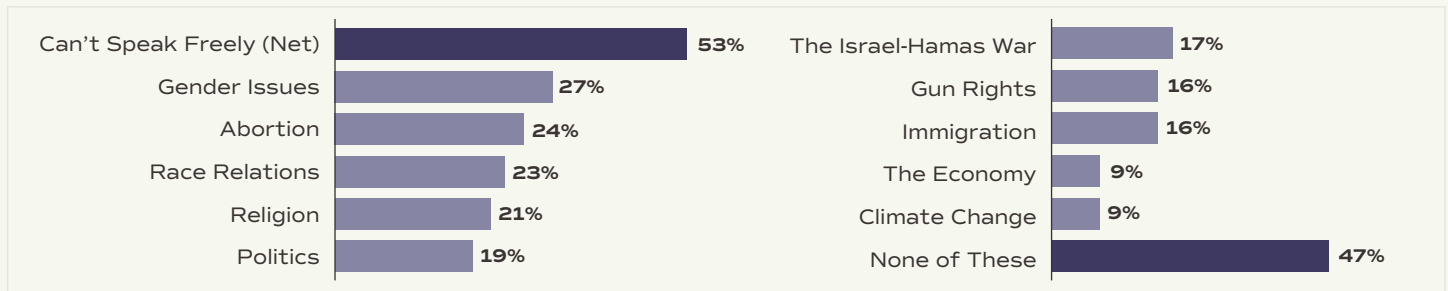
The First Amendment protects hate speech. Should it?



Appendix IV

FREEDOM OF SPEECH

Free speech is a core First Amendment freedom. Which, if any, of the following topics do you feel you cannot speak freely about?



By Region of Respondents

	Total	Northeast	Midwest	South	West
Can't Speak Freely (Net)	53%	51%	51%	52%	56%
Gender issues	27%	28%	26%	25%	32%
Abortion	24%	22%	24%	23%	27%
Race relations	23%	25%	21%	21%	28%
Religion	21%	22%	24%	19%	21%
Politics	19%	19%	18%	18%	21%
The Israel-Hamas war	17%	21%	17%	13%	21%
Gun rights	16%	16%	17%	15%	18%
Immigration	16%	19%	17%	14%	16%
The economy	9%	9%	8%	9%	12%
Climate change	9%	10%	9%	8%	9%
None of these	47%	49%	49%	48%	44%

By Gender and Age of Respondents

	Total	Male	Female	Gen Z	Gen Y	Gen X	Baby Boomer
Can't Speak Freely (Net)	53%	50%	55%	70%	62%	50%	38%
Gender issues	27%	27%	28%	35%	32%	26%	21%
Abortion	24%	20%	28%	37%	26%	19%	21%
Race relations	23%	22%	24%	24%	23%	24%	21%
Religion	21%	19%	23%	26%	25%	17%	18%
Politics	19%	16%	21%	23%	19%	14%	21%
The Israel-Hamas war	17%	16%	19%	30%	19%	13%	14%
Gun rights	16%	14%	18%	21%	19%	10%	17%
Immigration	16%	14%	18%	20%	16%	16%	14%
The economy	9%	10%	9%	12%	12%	5%	9%
Climate change	9%	9%	8%	10%	10%	6%	10%
None of these	47%	50%	45%	30%	38%	50%	62%

Appendix IV

FREEDOM OF SPEECH

Free speech is a core First Amendment freedom. Which, if any, of the following topics do you feel you cannot speak freely about?

By Race/Ethnicity of Respondents

	Total	White	Black	Hispanic	Asian
Can't Speak Freely (Net)	53%	50%	59%	59%	52%
Gender issues	27%	26%	24%	35%	24%
Abortion	24%	23%	25%	30%	15%
Race relations	23%	23%	27%	20%	20%
Religion	21%	21%	20%	26%	9%
Politics	19%	21%	10%	19%	15%
The Israel-Hamas war	17%	17%	13%	21%	20%
Gun rights	16%	17%	18%	16%	9%
Immigration	16%	17%	12%	16%	9%
The economy	9%	9%	9%	12%	9%
Climate change	9%	9%	10%	7%	4%
None of these	47%	50%	41%	41%	48%

The First Amendment is intended to allow us to speak freely on the most important issues in our lives. If the government does not prevent you from expressing yourself, are there other factors that keep you from speaking freely?

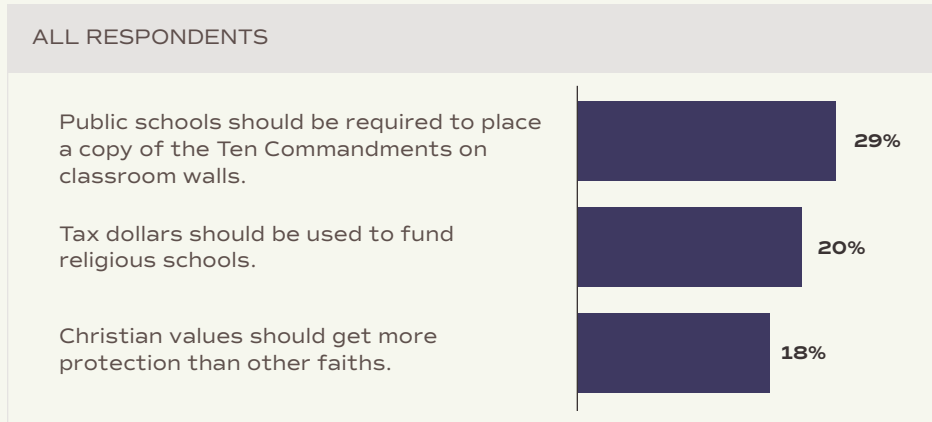


Appendix V

FREEDOM OF RELIGION

Freedom of Religion

(Top-2-Box Ratings: Strongly/Somewhat Agree)



By Region of Respondents

Top-2-Box Ratings: Strongly/Somewhat Agree	Total	Northeast	Midwest	South	West
Public schools should be required to place a copy of the Ten Commandments on classroom walls	29%	27%	29%	33%	24%
Tax dollars should be used to fund religious schools	20%	18%	16%	23%	20%
Christian values should get more protection than other faiths	18%	19%	11%	23%	16%

By Gender and Age of Respondents

Top-2-Box Ratings: Strongly/Somewhat Agree	Total	Male	Female	Gen Z	Gen Y	Gen X	Baby Boomer
Public schools should be required to place a copy of the Ten Commandments on classroom walls	29%	31%	27%	30%	27%	30%	29%
Tax dollars should be used to fund religious schools	20%	22%	18%	16%	21%	20%	19%
Christian values should get more protection than other faiths	18%	23%	14%	16%	23%	20%	14%

By Household Income of Respondents

Top-2-Box Ratings: Strongly/Somewhat Agree	Total	<\$60K	\$60K-<\$100K	\$100K
Public schools should be required to place a copy of the Ten Commandments on classroom walls	29%	32%	25%	25%
Tax dollars should be used to fund religious schools	20%	21%	17%	20%
Christian values should get more protection than other faiths	18%	19%	16%	20%

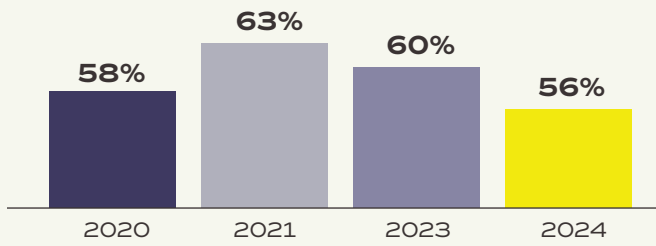
Appendix VI

FREEDOM OF PRESS

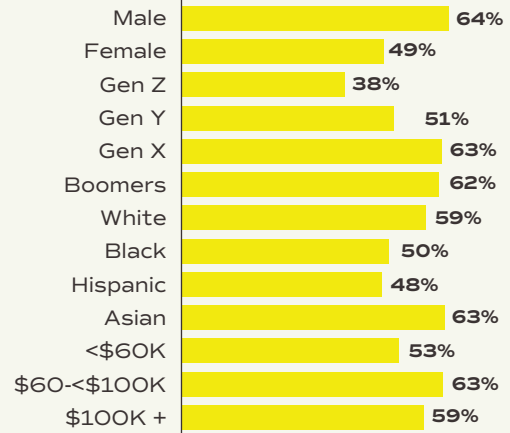
Freedom of Press

ALL RESPONDENTS
TOP-2-BOX RATINGS: STRONGLY/SOMEWHAT AGREE

Agree: It's important for the news media to act as a watchdog on government.

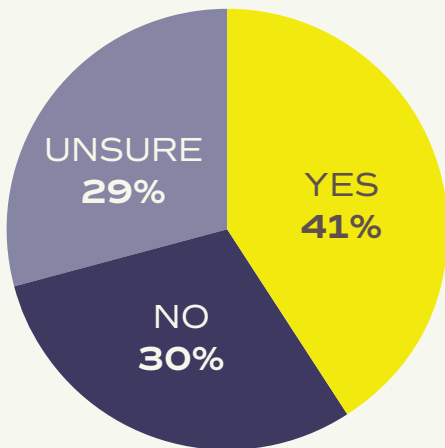


BY KEY DEMOGRAPHIC
TOP-2-BOX RATINGS: STRONGLY/SOMEWHAT AGREE



ALL RESPONDENTS

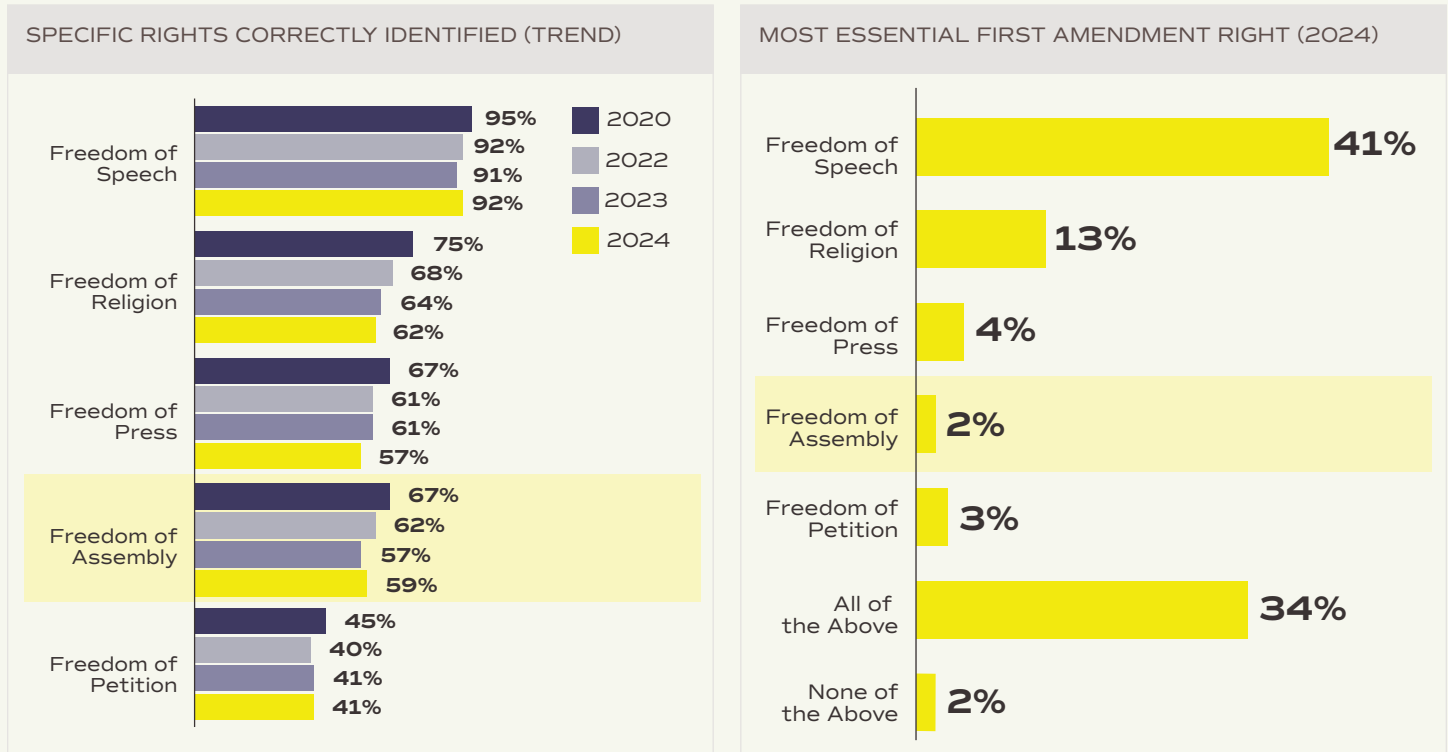
The news media can help ensure a fair election:



Appendix VII

FREEDOM OF ASSEMBLY

Freedom of Assembly



By Age of Respondents

Top-2-Box Ratings: Strongly/Somewhat Agree	Total	Gen Z	Gen Y	Gen X	Baby Boomer
Peaceful protest is fine, but taking over campus buildings and encampments goes too far	72%	50%	64%	78%	86%
Organizers of a protest or demonstration should be held liable if violence occurs, regardless of who caused the violence	51%	38%	47%	48%	65%

By Race/Ethnicity of Respondents

Top-2-Box Ratings: Strongly/Somewhat Agree	Total	White	Black	Hispanic	Asian
Peaceful protest is fine, but taking over campus buildings and encampments goes too far	72%	77%	61%	66%	72%
Organizers of a protest or demonstration should be held liable if violence occurs, regardless of who caused the violence	51%	54%	41%	47%	57%

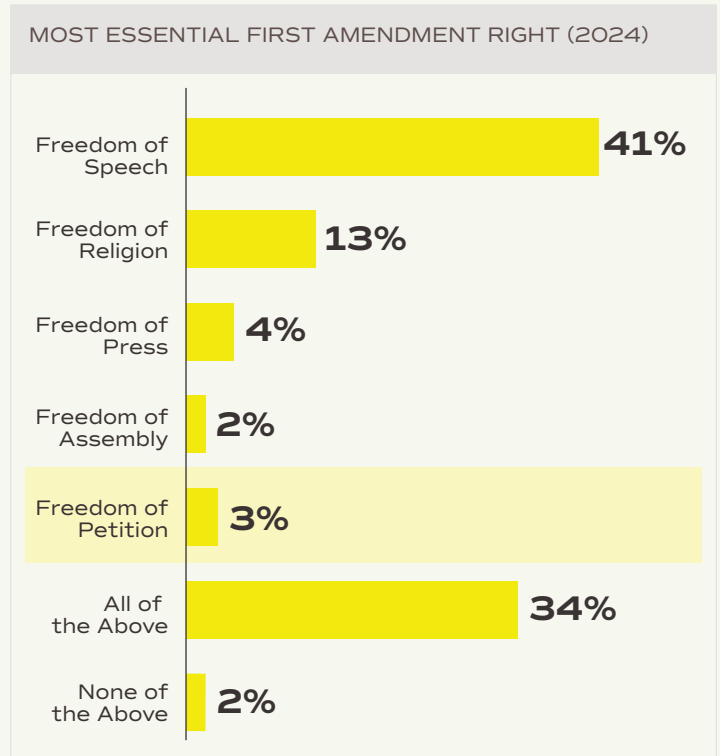
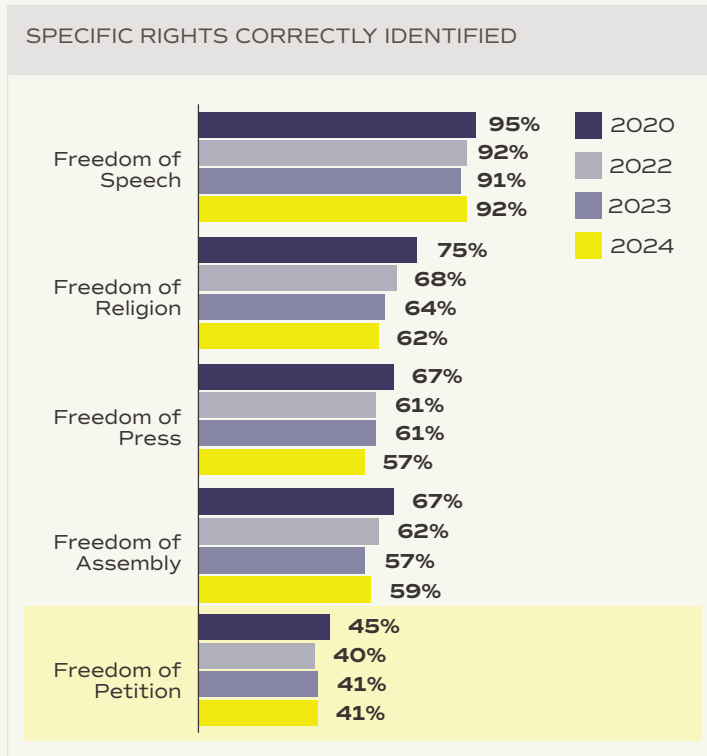
By Household Income of Respondents

Top-2-Box Ratings: Strongly/Somewhat Agree	Total	<\$60K	\$60K-<\$100K	\$100K
Peaceful protest is fine, but taking over campus buildings and encampments goes too far	72%	68%	79%	76%
Organizers of a protest or demonstration should be held liable if violence occurs, regardless of who caused the violence	51%	51%	54%	50%

Appendix VIII

FREEDOM OF PETITION

Freedom of Petition



Appendix IX

DATA SUMMARY

	Total	Region				Gender		Age			
		NE	MW	S	W	Male	Female	Gen Z	Gen Y	Gen X	Boomer
Aware of First Amendment	96%	99%	99%	94%	95%	97%	95%	95%	94%	98%	98%
Can Correctly Identify at Least One Right Guaranteed by the First Amendment (Net)	96%	97%	97%	95%	94%	98%	94%	95%	95%	95%	97%
Freedom of Speech	92%	94%	91%	91%	92%	94%	90%	91%	89%	93%	94%
Freedom of Religion	62%	61%	59%	66%	60%	62%	62%	60%	59%	62%	67%
Freedom of Assembly	59%	59%	54%	61%	59%	61%	57%	54%	56%	56%	65%
Freedom of Press	57%	55%	54%	58%	58%	57%	56%	60%	55%	62%	54%
Freedom of Petition	41%	38%	41%	44%	41%	43%	40%	45%	40%	42%	43%

Most Essential First Amendment Right

Freedom of Speech	41%	47%	44%	38%	40%	45%	37%	41%	45%	40%	38%
Freedom of Religion	13%	9%	11%	15%	15%	12%	14%	11%	13%	14%	13%
Freedom of Press	4%	4%	4%	5%	4%	5%	3%	9%	5%	3%	3%
Freedom of Petition	3%	5%	4%	3%	2%	3%	4%	2%	5%	4%	2%
Freedom of Assembly	2%	3%	3%	2%	1%	3%	2%	7%	2%	2%	1%
All of the above	34%	31%	34%	35%	35%	30%	37%	28%	27%	35%	42%
None of the above	2%	1%	1%	2%	2%	1%	2%	1%	3%	1%	1%

	Ethnicity				Household Income		
	White	Black	Hispanic	Asian	<\$60K	\$60K-<\$100K	\$100K+
Aware of First Amendment	99%	95%	88%	91%	95%	99%	97%
Can Correctly Identify At Least One Right Guaranteed By The First Amendment (Net)	97%	95%	91%	91%	95%	95%	98%
Freedom of Speech	93%	91%	86%	87%	91%	92%	94%
Freedom of Religion	63%	63%	56%	63%	62%	62%	63%
Freedom of Assembly	61%	55%	53%	50%	56%	60%	63%
Freedom of Press	56%	56%	56%	57%	53%	61%	60%
Freedom of Petition	41%	42%	39%	41%	39%	40%	47%

Most Essential First Amendment Right

Freedom of Speech	40%	37%	48%	43%	41%	42%	41%
Freedom of Religion	14%	12%	12%	11%	15%	11%	11%
Freedom of Press	4%	5%	4%	7%	4%	3%	6%
Freedom of Petition	3%	8%	1%	2%	3%	4%	4%
Freedom of Assembly	3%	4%	2%	0%	3%	2%	3%
All of the above	36%	34%	29%	30%	33%	36%	33%
None of the above	1%	2%	3%	7%	2%	2%	1%

■ Index ≥ 120
 ■ Index ≤ 80

Appendix IX

DATA SUMMARY

	Total	Region				Gender		Age			
		NE	MW	S	W	Male	Female	Gen Z	Gen Y	Gen X	Boomer
First Amendment Is Vital (Top-2-Box: Extremely Vital/Vital)	93%	94%	93%	92%	92%	94%	91%	89%	90%	94%	96%
Extremely vital	64%	63%	63%	67%	62%	69%	60%	62%	56%	66%	72%
Vital	28%	31%	30%	25%	30%	26%	31%	27%	34%	28%	24%

First Amendment Agreement Ratings (Top-2-Box: Strongly/Somewhat Agree)

If it were up to me, I would vote to approve/ratify the First Amendment today	58%	64%	62%	55%	54%	63%	53%	61%	56%	54%	59%
The First Amendment goes too far in the rights it guarantees	13%	17%	13%	12%	13%	15%	12%	12%	17%	13%	10%

Beliefs And Philosophy

The First Amendment should never be changed	63%	63%	69%	62%	60%	68%	58%	57%	53%	62%	76%
The First Amendment goes too far and should be amended	5%	4%	8%	4%	4%	4%	5%	5%	7%	2%	3%

	Ethnicity				Household Income		
	White	Black	Hispanic	Asian	<\$60K	\$60K-<\$100K	\$100K+
First Amendment Is Vital (Top-2 Box: Extremely Vital/Vital)	95%	92%	88%	85%	91%	98%	92%
Extremely vital	67%	58%	61%	50%	62%	72%	63%
Vital	28%	35%	27%	35%	29%	26%	30%

First Amendment Agreement Ratings (Top-2-Box: Strongly/Somewhat Agree)

If it were up to me, I would vote to approve/ratify the First Amendment today	63%	56%	44%	46%	57%	53%	63%
The First Amendment goes too far in the rights it guarantees	11%	16%	18%	22%	17%	10%	10%

Beliefs And Philosophy

The First Amendment should never be changed	71%	44%	57%	41%	59%	69%	66%
The First Amendment goes too far and should be amended	4%	7%	5%	2%	5%	2%	6%

■ Index ≥ 120
 ■ Index ≤ 80

Appendix IX

DATA SUMMARY

Statement True/False Ratings (Answered Correctly)

	Total	Region				Gender		Age			
		NE	MW	S	W	Male	Female	Gen Z	Gen Y	Gen X	Boomer
The First Amendment applies to all levels of government: federal, state and local (true)	94%	97%	97%	93%	93%	95%	94%	95%	93%	95%	94%
College students have the right to protest invited guest speakers whose political message differs from their own personal views (true)	83%	82%	86%	81%	83%	84%	81%	83%	81%	84%	83%
Public schools have the right to impose a dress code on students (true)	70%	65%	67%	76%	66%	67%	72%	68%	66%	69%	76%
Elected officials may reference religious ideas and their personal religious beliefs while operating in their official capacity (true)	67%	68%	67%	71%	62%	70%	65%	70%	69%	73%	60%
Hate speech is protected by the First Amendment (true)	59%	51%	62%	63%	58%	64%	55%	48%	59%	62%	60%
The First Amendment protects the burning of the American flag (true)	57%	57%	64%	56%	53%	60%	54%	54%	59%	60%	54%
There are differences between public and private universities when it comes to First Amendment rights (true)	45%	42%	44%	49%	44%	47%	44%	46%	52%	44%	38%
The First Amendment does not apply to private workplaces (true)	23%	28%	17%	24%	25%	27%	20%	16%	30%	20%	21%
School administrators can limit high school students' right to protest on public school grounds solely because the administration disagrees with the cause (false)	69%	71%	67%	66%	73%	70%	67%	72%	61%	72%	73%
Students can be required to recite the Pledge of Allegiance in public schools (false)	53%	46%	51%	53%	60%	57%	50%	46%	48%	58%	56%

Statement True/False Ratings (Answered Correctly)

	Ethnicity				Household Income		
	White	Black	Hispanic	Asian	<\$60K	\$60K-<\$100K	\$100K+
The First Amendment applies to all levels of government: federal, state and local (true)	95%	95%	92%	96%	93%	97%	95%
College students have the right to protest invited guest speakers whose political message differs from their own personal views (true)	84%	81%	78%	76%	80%	82%	88%
Public schools have the right to impose a dress code on students (true)	73%	69%	67%	54%	68%	74%	70%
Elected officials may reference religious ideas and their personal religious beliefs while operating in their official capacity (true)	69%	68%	59%	61%	65%	70%	70%
Hate speech is protected by the First Amendment (true)	60%	63%	52%	67%	60%	58%	59%
The First Amendment protects the burning of the American flag (true)	59%	56%	52%	54%	55%	54%	63%
There are differences between public and private universities when it comes to First Amendment rights (true)	42%	60%	47%	43%	47%	43%	43%
The First Amendment does not apply to private workplaces (true)	21%	24%	28%	26%	23%	21%	27%
School administrators can limit high school students' right to protest on public school grounds solely because the administration disagrees with the cause (false)	71%	52%	71%	78%	67%	72%	69%
Students can be required to recite the Pledge of Allegiance in public schools (false)	56%	52%	50%	33%	53%	53%	54%

■ Index ≥ 120 ■ Index ≤ 80

Appendix IX

DATA SUMMARY

(Top-2-Box: Strongly/Somewhat Agree)

	Total	Region					Gender		Age			
		NE	MW	S	W	Male	Female	Gen Z	Gen Y	Gen X	Boomer	

General Agreement Ratings

I understand how the First Amendment affects my everyday life	77%	82%	78%	77%	75%	80%	75%	71%	70%	82%	83%
---	-----	-----	-----	-----	-----	-----	-----	-----	-----	-----	-----

Freedom of Press Agreement Ratings

It's important for the news media to act as a watchdog on government	56%	57%	53%	59%	55%	64%	49%	38%	51%	63%	62%
--	-----	-----	-----	-----	-----	-----	-----	------------	-----	-----	-----

Freedom of Assembly Agreement Ratings

Peaceful protest is fine, but taking over campus buildings and encampments goes too far	72%	73%	73%	72%	72%	73%	72%	50%	64%	78%	86%
Organizers of a protest or demonstration should be held liable if violence occurs, regardless of who caused the violence	51%	53%	52%	53%	47%	53%	50%	38%	47%	48%	65%

Freedom of Religion Agreement Ratings

Public schools should be required to place a copy of the Ten Commandments on classroom walls	29%	27%	29%	33%	24%	31%	27%	30%	27%	30%	29%
Tax dollars should be used to fund religious schools	20%	18%	16%	23%	20%	22%	18%	16%	21%	20%	19%
Christian values should get more protection than other faiths	18%	19%	11%	23%	16%	23%	14%	16%	23%	20%	14%

	Ethnicity				Household Income		
	White	Black	Hispanic	Asian	<\$60K	\$60K-<\$100K	\$100K+

General Agreement Ratings

I understand how the First Amendment affects my everyday life	81%	69%	71%	76%	72%	83%	83%
---	-----	-----	-----	-----	-----	-----	-----

Freedom of Press Agreement Ratings

It's important for the news media to act as a watchdog on government	59%	50%	48%	63%	53%	63%	59%
--	-----	-----	-----	-----	-----	-----	-----

Freedom of Assembly Agreement Ratings

Peaceful protest is fine, but taking over campus buildings and encampments goes too far	77%	61%	66%	72%	68%	79%	76%
Organizers of a protest or demonstration should be held liable if violence occurs, regardless of who caused the violence	54%	41%	47%	57%	51%	54%	50%

Freedom of Religion Agreement Ratings

Public schools should be required to place a copy of the Ten Commandments on classroom walls	27%	32%	33%	24%	32%	25%	25%
Tax dollars should be used to fund religious schools	20%	24%	17%	17%	21%	17%	20%
Christian values should get more protection than other faiths	17%	24%	22%	17%	19%	16%	20%

■ Index ≥ 120 ■ Index ≤ 80

Appendix IX

DATA SUMMARY

Freedom of Speech Agreement Ratings (Top-2-Box: Strongly/Somewhat Agree)

	Total	Region				Gender		Age			
		NE	MW	S	W	Male	Female	Gen Z	Gen Y	Gen X	Boomer
College campuses should foster a free exchange of ideas, even if they are offensive to some	61%	63%	60%	60%	61%	63%	58%	46%	60%	61%	63%
People under the age of 16 should be restricted from accessing social media without parental permission	54%	50%	51%	57%	55%	49%	58%	32%	55%	59%	55%
Campuses need to crack down on protests such as the Israel-Hamas war—they undermine the educational process and make students feel unsafe	49%	47%	47%	49%	52%	54%	45%	27%	45%	53%	58%
Governments should have the power to ban individual social media platforms if they believe there is a threat to national security	46%	44%	44%	47%	49%	46%	46%	29%	38%	50%	57%
I believe that the news media can help ensure a fair election	41%	45%	36%	40%	43%	45%	37%	35%	39%	46%	40%
Preventing hate speech is more important than protecting free speech	36%	33%	32%	37%	40%	33%	39%	27%	42%	31%	38%
Public school teachers should be able to be punished for controversial posts made to public social media from personal accounts	31%	30%	30%	32%	30%	32%	29%	26%	30%	35%	29%

	Ethnicity				Household Income		
	White	Black	Hispanic	Asian	<\$60K	\$60K-<\$100K	\$100K+
College campuses should foster a free exchange of ideas, even if they are offensive to some	64%	54%	55%	52%	57%	65%	63%
People under the age of 16 should be restricted from accessing social media without parental permission	54%	49%	63%	39%	53%	51%	57%
Campuses need to crack down on protests such as the Israel-Hamas war—they undermine the educational process and make students feel unsafe	52%	38%	46%	46%	47%	53%	49%
Governments should have the power to ban individual social media platforms if they believe there is a threat to national security	48%	44%	46%	46%	45%	46%	49%
I believe that the news media can help ensure a fair election	40%	43%	41%	46%	38%	44%	43%
Preventing hate speech is more important than protecting free speech	32%	49%	39%	48%	38%	35%	34%
Public school teachers should be able to be punished for controversial posts made to public social media from personal accounts	29%	33%	35%	28%	31%	30%	32%

■ Index ≥ 120 ■ Index ≤ 80

Appendix IX

DATA SUMMARY

	Total	Region				Gender		Age			
		NE	MW	S	W	Male	Female	Gen Z	Gen Y	Gen X	Boomer
Concern Of Misinformation (Top-2 Box: Extremely/Moderately Concerned)	71%	72%	69%	71%	72%	70%	71%	66%	68%	67%	78%
Extremely concerned	42%	45%	43%	41%	42%	41%	44%	32%	36%	41%	54%
Moderately concerned	28%	26%	26%	30%	30%	29%	27%	34%	32%	26%	25%

Limitations To Stop Deepfakes To Misinform Voters

Limitations (Net)	77%	78%	77%	76%	79%	72%	82%	67%	75%	77%	83%
Require a notice identifying election-related content that is a deepfake	33%	34%	28%	32%	39%	33%	34%	39%	32%	35%	32%
Ban election-related deepfakes	29%	31%	27%	29%	28%	26%	31%	21%	27%	29%	32%
Ban any election-related content from outside the United States	15%	13%	22%	15%	11%	13%	17%	7%	16%	13%	19%
No Limitations (Net)	23%	22%	23%	24%	21%	28%	18%	33%	25%	23%	17%
Nothing, the government is powerless to regulate it anyway	14%	15%	15%	13%	15%	16%	12%	23%	15%	12%	12%
Nothing, it should not be regulated even to ensure voters are not misinformed	9%	8%	8%	11%	6%	11%	6%	10%	10%	10%	5%

AI Should Require Labeling

Yes	79%	82%	75%	78%	81%	78%	80%	77%	74%	81%	84%
No	9%	8%	7%	11%	7%	10%	7%	13%	14%	8%	1%
I do not know enough about AI to answer this question	12%	10%	18%	11%	11%	12%	13%	10%	12%	11%	15%

	Ethnicity				Household Income		
	White	Black	Hispanic	Asian	<\$60K	\$60K-<\$100K	\$100K+
Concern Of Misinformation (Top-2-Box: Extremely/Moderately Concerned)	71%	66%	72%	72%	67%	74%	77%
Extremely concerned	43%	38%	43%	43%	40%	44%	46%
Moderately concerned	28%	29%	29%	28%	27%	29%	30%

Limitations To Stop Deepfakes To Misinform Voters

Limitations (Net)	75%	77%	80%	89%	76%	76%	80%
Require a notice identifying election-related content that is a deepfake	32%	29%	36%	39%	32%	32%	38%
Ban election-related deepfakes	28%	32%	29%	37%	29%	30%	28%
Ban any election-related content from outside the United States	15%	16%	14%	13%	15%	15%	15%
No Limitations (Net)	25%	23%	20%	11%	24%	24%	20%
Nothing, the government is powerless to regulate it anyway	16%	14%	14%	4%	15%	15%	12%
Nothing, it should not be regulated even to ensure voters are not misinformed	9%	9%	7%	7%	9%	8%	8%

AI Should Require Labeling

Yes	81%	72%	78%	76%	77%	81%	80%
No	7%	17%	8%	11%	9%	8%	8%
I do not know enough about AI to answer this question	12%	11%	14%	13%	13%	11%	12%

■ Index ≥ 120 ■ Index ≤ 80

Appendix IX

DATA SUMMARY

	Total	Region				Gender		Age			
		NE	MW	S	W	Male	Female	Gen Z	Gen Y	Gen X	Boomer
First Amendment Will Affect Vote											
Yes	56%	60%	49%	56%	58%	58%	54%	59%	56%	58%	53%
No	44%	40%	51%	44%	42%	42%	46%	41%	44%	42%	47%

Presidential Candidates Threat To First Amendment											
Kamala Harris Threat (Net)	37%	37%	37%	39%	34%	39%	35%	29%	38%	39%	36%
A strong threat	26%	23%	25%	28%	25%	27%	24%	21%	23%	27%	29%
Somewhat of a threat	11%	14%	12%	11%	9%	12%	10%	9%	15%	12%	8%
Donald Trump Threat (Net)	49%	54%	52%	44%	50%	49%	49%	48%	47%	44%	56%
A strong threat	35%	39%	38%	31%	37%	33%	38%	29%	31%	33%	45%
Somewhat of a threat	13%	15%	14%	12%	13%	16%	11%	18%	16%	11%	11%
Robert F. Kennedy Jr. Threat (Net)	24%	31%	26%	21%	23%	25%	24%	18%	22%	21%	32%
A strong threat	11%	11%	14%	9%	11%	10%	11%	6%	10%	7%	15%
Somewhat of a threat	14%	20%	12%	13%	12%	15%	13%	12%	11%	14%	17%

	Ethnicity				Household Income		
	White	Black	Hispanic	Asian	<\$60K	\$60K-<\$100K	\$100K+
First Amendment Will Affect Vote							
Yes	57%	52%	54%	57%	53%	57%	60%
No	43%	48%	46%	43%	47%	43%	40%
Presidential Candidates Threat To First Amendment							
Kamala Harris Threat (Net)	44%	23%	28%	22%	35%	43%	36%
A strong threat	32%	13%	19%	7%	25%	29%	24%
Somewhat of a threat	12%	11%	9%	15%	9%	15%	12%
Donald Trump Threat (Net)	46%	59%	51%	46%	47%	48%	53%
A strong threat	34%	39%	38%	24%	35%	36%	36%
Somewhat of a threat	12%	19%	13%	22%	12%	12%	17%
Robert F. Kennedy Jr. Threat (Net)	25%	32%	20%	15%	21%	27%	29%
A strong threat	11%	14%	9%	2%	9%	10%	13%
Somewhat of a threat	14%	17%	12%	13%	12%	17%	15%

■ Index ≥ 120
 ■ Index ≤ 80

Appendix IX

DATA SUMMARY

	Total	Region				Gender		Age			
		NE	MW	S	W	Male	Female	Gen Z	Gen Y	Gen X	Boomer
Topics Can't Speak Freely About											
Can't Speak Freely (Net)	53%	51%	51%	52%	56%	50%	55%	70%	62%	50%	38%
Gender issues	27%	28%	26%	25%	32%	27%	28%	35%	32%	26%	21%
Abortion	24%	22%	24%	23%	27%	20%	28%	37%	26%	19%	21%
Race relations	23%	25%	21%	21%	28%	22%	24%	24%	23%	24%	21%
Religion	21%	22%	24%	19%	21%	19%	23%	26%	25%	17%	18%
Politics	19%	19%	18%	18%	21%	16%	21%	23%	19%	14%	21%
The Israel-Hamas war	17%	21%	17%	13%	21%	16%	19%	30%	19%	13%	14%
Gun rights	16%	16%	17%	15%	18%	14%	18%	21%	19%	10%	17%
Immigration	16%	19%	17%	14%	16%	14%	18%	20%	16%	16%	14%
The economy	9%	9%	8%	9%	12%	10%	9%	12%	12%	5%	9%
Climate change	9%	10%	9%	8%	9%	9%	8%	10%	10%	6%	10%
None of these	47%	49%	49%	48%	44%	50%	45%	30%	38%	50%	62%

	Ethnicity				Household Income		
	White	Black	Hispanic	Asian	<\$60K	\$60K-<\$100K	\$100K+
Topics Can't Speak Freely About							
Can't Speak Freely (Net)	50%	59%	59%	52%	53%	55%	50%
Gender issues	26%	24%	35%	24%	27%	28%	28%
Abortion	23%	25%	30%	15%	25%	22%	22%
Race relations	23%	27%	20%	20%	22%	27%	21%
Religion	21%	20%	26%	9%	22%	19%	21%
Politics	21%	10%	19%	15%	18%	16%	22%
The Israel-Hamas war	17%	13%	21%	20%	16%	17%	21%
Gun rights	17%	18%	16%	9%	17%	14%	17%
Immigration	17%	12%	16%	9%	16%	15%	17%
The economy	9%	9%	12%	9%	11%	7%	9%
Climate change	9%	10%	7%	4%	10%	6%	8%
None of these	50%	41%	41%	48%	47%	45%	50%

■ Index ≥ 120
 ■ Index ≤ 80

Appendix IX

DATA SUMMARY

	Total	Region				Gender		Age			
		NE	MW	S	W	Male	Female	Gen Z	Gen Y	Gen X	Boomer
Reasons Don't Speak Freely											
Fear of a violent response	45%	42%	43%	46%	48%	44%	46%	55%	41%	48%	44%
Fear of creating tension with friends and family	40%	44%	42%	38%	39%	35%	45%	45%	42%	37%	38%
Fear of being perceived in a certain way	34%	35%	34%	35%	34%	35%	34%	48%	38%	35%	26%
Fear of being fired	25%	24%	21%	25%	28%	30%	20%	24%	31%	27%	14%
Other that keep you from speaking freely	3%	3%	5%	1%	2%	3%	2%	1%	2%	3%	3%
Nothing keeps me from speaking freely	29%	24%	28%	31%	29%	30%	27%	18%	25%	28%	38%

	Ethnicity				Household Income		
	White	Black	Hispanic	Asian	<\$60K	\$60K-<\$100K	\$100K+
Reasons Don't Speak Freely							
Fear of a violent response	45%	47%	48%	43%	43%	46%	49%
Fear of creating tension with friends and family	42%	40%	39%	35%	39%	36%	46%
Fear of being perceived in a certain way	32%	32%	40%	52%	31%	35%	41%
Fear of being fired	22%	24%	32%	30%	24%	24%	28%
Other that keep you from speaking freely	3%	1%	2%	0%	2%	2%	3%
Nothing keeps me from speaking freely	28%	29%	30%	22%	31%	29%	24%

■ Index ≥ 120
 ■ Index ≤ 80

Appendix IX

DATA SUMMARY

	Total	Region				Gender		Age			
		NE	MW	S	W	Male	Female	Gen Z	Gen Y	Gen X	Boomer
Reasons To Limit Access To Books In Middle School Libraries											
The book contains sexual content	47%	42%	45%	50%	47%	47%	46%	48%	41%	52%	47%
The book contains profanity	32%	28%	26%	39%	29%	34%	30%	30%	29%	34%	34%
The book portrays one race or another negatively	29%	31%	25%	32%	25%	29%	28%	26%	29%	25%	30%
The book contains an LGBTQ+ character	25%	19%	22%	31%	24%	29%	22%	23%	24%	26%	27%
The book discusses slavery and/or civil rights	8%	10%	5%	9%	8%	9%	7%	17%	9%	7%	5%
Access should never be restricted	38%	41%	45%	32%	39%	36%	40%	33%	38%	36%	43%

Reasons To Limit Access To Books In High School Libraries											
The book contains sexual content	26%	18%	24%	30%	26%	24%	27%	18%	28%	28%	22%
The book portrays one race or another negatively	21%	21%	21%	22%	18%	21%	20%	15%	23%	17%	21%
The book contains profanity	20%	17%	17%	22%	21%	16%	23%	16%	21%	19%	20%
The book contains an LGBTQ+ character	18%	16%	15%	22%	17%	19%	18%	22%	20%	18%	16%
The book discusses slavery and/or civil rights	5%	5%	2%	7%	4%	6%	4%	12%	7%	4%	1%
Access should never be restricted	56%	61%	59%	50%	57%	54%	57%	56%	52%	56%	62%

	Ethnicity				Household Income		
	White	Black	Hispanic	Asian	<\$60K	\$60K-<\$100K	\$100K+
Reasons To Limit Access To Books In Middle School Libraries							
The book contains sexual content	49%	43%	48%	35%	44%	54%	47%
The book contains profanity	31%	34%	35%	30%	32%	33%	30%
The book portrays one race or another negatively	28%	30%	31%	35%	28%	31%	28%
The book contains an LGBTQ+ character	25%	24%	26%	26%	24%	28%	27%
The book discusses slavery and/or civil rights	8%	10%	11%	2%	9%	4%	10%
Access should never be restricted	39%	38%	31%	46%	38%	35%	41%

Reasons To Limit Access To Books In High School Libraries							
The book contains sexual content	25%	23%	30%	24%	26%	24%	26%
The book portrays one race or another negatively	20%	22%	21%	22%	20%	21%	21%
The book contains profanity	19%	17%	25%	20%	21%	17%	18%
The book contains an LGBTQ+ character	17%	16%	23%	20%	18%	18%	20%
The book discusses slavery and/or civil rights	5%	5%	5%	9%	6%	2%	4%
Access should never be restricted	59%	55%	45%	57%	53%	59%	59%

■ Index ≥ 120
 ■ Index ≤ 80

Appendix IX

DATA SUMMARY

	Total	Region				Gender		Age			
		NE	MW	S	W	Male	Female	Gen Z	Gen Y	Gen X	Boomer
Average Number Of Years Since Last Participated In Activities											
Joined a protest, public march or rally	2.96	2.72	3.24	2.94	2.99	2.96	2.96	1.57	2.51	3.41	3.98
Spoken up at a school board meeting, town hall meeting, or other government event	2.95	2.72	3.35	2.94	2.90	2.60	3.27	1.87	2.20	3.21	4.13
Volunteered for a candidate's political campaign	2.93	2.48	3.27	2.88	3.16	2.74	3.15	1.61	2.50	3.59	3.65
Volunteered with a local organization to move the needle on an issue you care about	2.35	1.86	2.27	2.49	2.56	2.25	2.45	1.52	1.83	3.01	2.99
Contacted an elected official to change a law or policy position	2.22	1.95	2.36	2.37	2.09	2.10	2.37	1.67	2.05	2.33	2.49
Wrote a letter or posted a comment in response to a news report or editorial	1.95	1.66	2.15	1.82	2.19	1.81	2.12	1.64	1.67	2.07	2.38
Signed a petition online or in person	1.84	1.90	1.75	2.05	1.55	1.82	1.85	1.15	1.81	2.19	1.81
Shared a political opinion on social media	1.23	1.19	1.28	1.10	1.41	1.19	1.27	1.05	1.40	1.33	0.94
Shared your religious faith with someone	1.13	1.13	0.96	1.04	1.42	1.09	1.18	0.82	1.05	1.23	1.28

	Ethnicity				Household Income		
	White	Black	Hispanic	Asian	<\$60K	\$60K-<\$100K	\$100K+
Average Number Of Years Since Last Participated In Activities							
Joined a protest, public march or rally	3.23	2.46	2.46	3.85	2.87	2.87	3.14
Spoken up at a school board meeting, town hall meeting, or other government event	3.30	2.02	2.25	3.76	3.05	2.57	3.00
Volunteered for a candidate's political campaign	3.03	1.80	2.99	3.53	2.87	2.36	3.34
Volunteered with a local organization to move the needle on an issue you care about	2.34	2.06	2.43	2.38	2.40	1.97	2.51
Contacted an elected official to change a law or policy position	2.30	1.79	1.96	2.51	2.16	2.21	2.31
Wrote a letter or posted a comment in response to a news report or editorial	2.02	1.74	1.87	2.53	1.85	1.84	2.18
Signed a petition online or in person	1.84	2.04	1.65	1.89	1.78	2.06	1.76
Shared a political opinion on social media	1.16	1.09	1.39	1.76	1.12	1.33	1.38
Shared your religious faith with someone	1.10	1.17	1.13	1.12	1.13	1.14	1.14

■ Index ≥ 120
 ■ Index ≤ 80